

TECHNICAL MANUAL

**DIRECT SUPPORT AND GENERAL
SUPPORT MAINTENANCE
REPAIR PARTS AND SPECIAL TOOLS LISTS
(INCLUDING DEPOT MAINTENANCE REPAIR
PARTS AND SPECIAL TOOLS)**

**PRESS AND PLATEMAKING SHELTER
NSN 3610-00-987-9067
COMPONENT OF PRINTING PLANT,
SPECIAL WARFARE, TRANSPORTABLE
NSN 3610-00-889-3311**

This manual supersedes TM 10-3610-203-34P, 9 November 1971.

HEADQUARTERS, DEPARTMENT OF THE ARMY

18 JULY 1980

CHANGE

NO. 1

**HEADQUARTERS
DEPARTMENT OF THE ARMY
WASHINGTON, D.C., 18 December 1986**

DIRECT SUPPORT AND GENERAL
SUPPORT MAINTENANCE
REPAIR PARTS AND SPECIAL TOOLS LISTS
(INCLUDING DEPOT MAINTENANCE REPAIR
PARTS AND SPECIAL TOOLS)
FOR
PRESS AND PLATEMAKING SHELTER
NSN 3610-00-987-9067
COMPONENT OF PRINTING PLANT,
SPECIAL WARFARE, TRANSPORTABLE
NSN 3610-00-889-3311

TM 5-3610-203-34P, 18 July 1980, is changed as follows:

1. Remove and insert pages as indicated below. New or changed text material is indicated by a vertical bar in the margin. An illustration change is indicated by a miniature pointing hand.

Remove pages	Insert pages
89 and 90	89 and 90

2. Retain this sheet in front of manual for reference purposes.

By Order of the Secretary of the Army:

Official:

**R. L. DILWORTH
Brigadier General, United States Army
The Adjutant General**

**JOHN A. WICKHAM, JR.
General, United States Army
Chief of Staff**

DISTRIBUTION:

To be distributed in accordance with DA Form 12-25A, Direct Support and General Support Maintenance Requirements for Press, Shelter, Printing P1, Special Warfare, Transportable, Model 800.

TECHNICAL MANUAL

No. 10-3610-203-34P

HEADQUARTERS
DEPARTMENT OF THE ARMY
WASHINGTON, D.C. 18 July 1980

**DIRECT SUPPORT AND GENERAL SUPPORT MAINTENANCE
REPAIR PARTS AND SPECIAL TOOLS LISTS
(INCLUDING DEPOT MAINTENANCE
REPAIR PARTS AND SPECIAL TOOLS)**

**PRESS AND PLATEMAKING SHELTER
NSN 3610-00-987-9067
COMPONENT OF PRINTING PLANT,
SPECIAL WARFARE, TRANSPORTABLE
NSN 3610-00-889-3311**

Current as of 13 March 1980

REPORTING ERRORS AND RECOMMENDING IMPROVEMENTS

You can help improve this manual. If you find any mistake or if you know of a way to improve the procedures, please let us know. Mail your letter, DA Form 2028 (Recommended Changes to Publications and Blank Forms), or DA Form 2028-2 located in the back of this manual direct to: Commander, U. S. Army Troop Support & Aviation Materiel Readiness Command, ATTN: DRSTS-MTPS, 4300 Goodfellow Boulevard, St. Louis, MO 63120. A reply will be furnished directly to you.

Table of Contents		Listing Page	Illus Figure
SECTION I.	INTRODUCTION.....	1	
II.	REPAIR PARTS LIST	7	
Group 01.	Duplicator Machine.....	6	
	Duplicator Support Bracket	7	1
	Duplicator	9	2
02.	Color Press.....	11	3
03.	Tool Board.....	13	4
04.	Ladder Assembly.....	15	
	Ladder Assembly.....	15	5
	Ladder Holddown	17	6
05.	Paper Storage Cabinet, Type A.....	19	7
06.	Paper Storage Cabinet, Type B.....	21	8
07.	Stool Holddown Assembly.....	23	9
08.	Paper Cutter.....	25	10
09.	Bench Assembly.....	27	11
10.	Water Tank and Plumbing	31	12
11.	Air Conditioner.....	33	
	Air Conditioner Support Assembly	33	13
	Air Conditioner - Rear and Bottom Views.....	35	14
	Air Conditioner - Side and Front Views	37	15

	Listing Page	Illus Figure
Group 11.		
Heating Element Assembly	39	16
Heating Element Bracket Assembly	41	17
Terminal Relay Box	43	18
Air Conditioner Control Box	45	19
Air Conditioner Intake Filter	47	20
Panels, Evaporator Section	49	21
Terminal Box Mounting, Fan Evaporator Section	51	22
Fan Housing Mounting, Fan Evaporator Section	53	23
Special Purpose Electrical Cable Assembly, Evaporator to Com- pressor	55	24
Electrical Connectors and Air Duct Panel	57	25
Condensate and Refrigeration Tubing Assemblies	59	26
Refrigeration Tubing Assemblies	61	27
Refrigeration Tubing Assemblies	63	28
Condensate and Refrigeration Tubing Panel	65	39
12. Fire Extinguisher	67	30
13. First Aid Kit Installation	69	31
14. Blackout Warning System	71	32
15. Blackout Lockpin Assembly	73	33
16. Shelter Door Filter	75	34
17. Telephone Binding Post Assembly	77	35
18. Level Indicator Assembly	79	36
19. Main Power Cable Assembly	81	37
20. Main Power Receptacle	83	38
21. Main Power Service Box Assembly	85	
Main Power Service Box Assembly	85	39
Circuit Breakers	87	40
22. Lamp Assembly	89	41
23. Lamp Switches	91	42
24. Equipment Receptacles Receptacles	93	43
Electrical Raceways	95	44
SECTION III. SPECIAL TOOLS LISTS (Not Applicable)		
SECTION IV. NATIONAL STOCK NUMBER AND REFERENCE NUMBER INDEX	96	

Section I. INTRODUCTION

1. Scope. This manual lists spares and repair parts; special tools; special test, measurement, and diagnostic equipment (TMDE), and other special support equipment required for performance of direct support and general support maintenance of the press shelter. It authorizes the requisitioning and issue of spares and repair parts as indicated by the source and maintenance codes.

2. General. This Repair Parts and Special Tools List is divided into the following sections:

a. Section II. Repair Parts List. A list of spares and repair parts authorized for use in the performance of maintenance. The list also includes parts which must be removed for replacement of the authorized parts. Parts lists are composed of functional groups in numeric sequence, with the parts in each group listed in figure and item number sequence. Bulk materials are listed in NSN sequence.

b. Section IV. National Stock Number and Part Number Index. A list, in National Item Identification Number (NIIN) sequence, of all National Stock Numbers (NSN) appearing in the listings, followed by a list in alphanumeric sequence of all part numbers appearing in the listings. National stock numbers and part numbers are cross-referenced to each illustration figure and item number appearance. This index is followed by a cross-reference list of reference designators to figure and item numbers.

3. Explanation of Columns.

a. Illustration. This column is divided as follows:

(1) Figure Number. Indicates the figure number of the illustration on which the item is shown.

(2) Item Number. The number used to identify item called out in the illustration.

b. Source, Maintenance and Recoverability (SMR) Codes.

(1) Source Code. Source codes indicate the manner of acquiring support items for maintenance, repair, or overhaul of end items.

Source codes are entered in the first and second positions of the Uniform SMR Code format as follows:

Code	Definition
PA	Item procured and stocked for anticipated-or known usage.
PB	Item procured and stocked for insurance purpose because essentiality dictates that a minimum quantity be available in the supply system.
PC	Item procured and stocked and which otherwise would be coded PA except that it is deteriorative in nature.
PD	Support item, excluding support equipment, procured for initial issue or outfitting and stocked only for subsequent or additional initial issues or outfittings. Not subject to automatic replenishment.
PE	Support equipment procured and stocked for initial issue or outfitting to specified maintenance repair activities.
PF	Support equipment which will not be stocked but which will be centrally procured on demand.
PG	Item procured and stocked to provide for sustained support for the life of the equipment. It is applied to an item peculiar to the equipment which, because of probable discontinuance or shutdown of production facilities, would prove uneconomical to reproduce at a later time.
KD	An item of a depot overhaul/repair kit and not purchased separately. Depot kit defined as a kit that provides items required at the time of overhaul or repair.
KF	An item of a maintenance kit and not purchased separately. Maintenance kit defined as a kit that provides an item that can be replaced at organizational or intermediate levels of maintenance.
KB	Item included in both a depot overhaul/repair kit and a maintenance kit.

Code	Definition
MO	Item to be manufactured or fabricated at the organizational level.
MF	Item to be manufactured or fabricated at the direct support maintenance level.
MH	Item to be manufactured or fabricated at the general support maintenance level.
MD	Item to be manufactured or fabricated at the depot maintenance level.
AO	Item to be assembled at organizational level.
AF	Item to be assembled at the direct support maintenance level.
AH	Item to be assembled at general support maintenance level.
AD	Item to be assembled at depot maintenance level.
XA	Item is not procured or stocked because the requirements for the item will result in the replacement of the next higher assembly.
XB	Item is not procured or stocked. If not available through salvage, requisition.
XC	Installation drawing, diagram, instruction sheet, field service drawing, that is identified by manufacturer's part number.
XD	A support item that is not stocked. When required, item will be procured through normal supply channels.

NOTE

Cannibalization or salvage may be used as a source of supply for any items coded above except those coded XA and aircraft support items as restricted by AR 700-42.

(2) Maintenance Code. Maintenance codes are assigned to indicate the levels of maintenance authorized to USE and REPAIR support items. The maintenance codes are entered in the third and fourth position of the Uniform SMR Code format as follows:

(a) The maintenance code entered in the third position will indicate the lowest maintenance level authorized to remove, replace, and use the

support item. The maintenance code entered in the third position will indicate one of the following levels of maintenance:

Code	Application/Explanation
C	Crew or operator maintenance performed within organizational maintenance.
O	Support item is removed, replaced, used at the organizational level.
F	Support item is removed, replaced, used at the direct support level.
H	Support item is removed, replaced, used at the general support level.
D	Support items that are removed, replaced, used at depot, mobile depot, or specialized repair activity only.

(b) The maintenance code entered in the fourth position indicates whether the item is to be repaired and identifies the lowest maintenance level with the capability to perform complete repair (i.e., all authorized maintenance functions). This position will contain one of the following maintenance codes:

Code	Application/Explanation
O	The lowest maintenance level capable of complete repair of the support item is the organizational level.
F	The lowest maintenance level capable of complete repair of the support item is the direct support level.
H	The lowest maintenance level capable of complete repair of the support item is the general support level.
D	The lowest maintenance level capable of complete repair of the support item is the depot level.
L	Repair restricted to designated, specialized repair activity.
Z	Nonreparable. No repair is authorized.
B	No repair is authorized. The item may be reconditioned by adjusting, lubricating, etc., at the user level. No parts or special tools are procured for the maintenance of this item.

(3) Recoverability Code. Recoverability codes are assigned to support items to indicate the disposition action on unserviceable items. The recoverability code is entered in the fifth position of the Uniform SMR Code format as follows:

Recoverability Code	Definition
Z	Nonreparable item. When unserviceable, condemn and dispose at the level indicated in position 3.
O	Reparable item. When uneconomically repairable, condemn and dispose at organizational level.
F	Reparable item. When uneconomically repairable, condemn and dispose at the direct support level.
H	Reparable item. When uneconomically repairable, condemn and dispose at the general support level.
D	Reparable item. When beyond lower level repair capability, return to depot. Condemnation and disposal not authorized below depot level.
L	Reparable item. Repair, condemnation, and disposal not authorized below depot/specialized repair activity level.
A	Item requires special handling or condemnation procedures because of specific reasons (i.e., precious metal content, high dollar value, critical material or hazardous material). Refer to appropriate manuals/directives for specific instructions.

c. National Stock Number. Indicates the National stock number assigned to the item and which will be used for requisitioning.

d. Part Number. Indicates the primary number used by the manufacturer which controls the design and characteristics of the item by means of its engineering drawings, specifications, standards, and inspection requirements to identify an item or range of items.

NOTE

When a stock numbered item is requisitioned, the item received may have a different part number than the part being replaced.

e. Federal Supply Code for Manufacturer (FSCM). The FSCM is a 5-digit numeric code listed in SB 708-42 which is used to identify the manufacturer, distributor, or Government agency, etc.

f. Description. Indicates the Federal item name and, if required, a minimum description to identify the item. Items that are included in kits and sets are listed below the name of the kit or set with the quantity of each item in the kit or set indicated in the quantity incorporated in unit column. When the part to be used differs between serial numbers of the same model, the effective serial numbers are shown as the last line of the description. In the Special Tools List, the initial basis of issue (BOI) appears as the last line in the entry for each special tool, special TMDE, and other special support equipment. When density of equipments supported exceeds density spread indicated in the basis of issue, the total authorization is increased accordingly.

g. Unit of Measure (U/M). Indicates the standard of the basic quantity of the listed item as used in performing the actual maintenance function. This measure is expressed by a two-character alphabetical abbreviation (e.g., ea, in., pr, etc.). When the unit of measure differs from the unit of issue, the lowest unit of issue that will satisfy the required units of measure will be requisitioned.

h. Quantity Incorporated in Unit. Indicates the quantity of the item used in the breakout shown on the illustration figure, which is prepared for a functional group, subfunctional group, or an assembly. A "V" appearing in this column in lieu of a quantity indicates that no specific quantity is applicable (e.g., shims, spacers, etc.).

4. Special Information.

a. Detailed assembly instructions for items source coded to be assembled are found in TM 10-3610-203-14. Assembly components are listed immediately following the item to be assembled.

b. Repair parts kits and gasket sets are listed at the end of the repair parts listing for the last figure containing parts of the kit.

c. The following publication pertains to the press shelter and its components:

TM 10-3610-203-14	Operator's, Organizational Maintenance, Direct Support and General Support Maintenance Manual.
-------------------	--

5. How to Locate Repair Parts.

a. When National Stock Number or Part Number is Unknown:

(1) First. Using the table of contents, determine the assembly group within which the item belongs. This is necessary since illustrations are prepared for functional groups and listings are divided into the same groups.

(2) Second. Find the illustration covering the assembly group to which the item belongs.

(3) Third. Identify the item on the illustration and note the illustration figure and item number of the item.

(4) Fourth. Using the Repair Parts Listing, find the figure and item number noted on the illustration.

b. When National Stock Number or Part Number is Known.

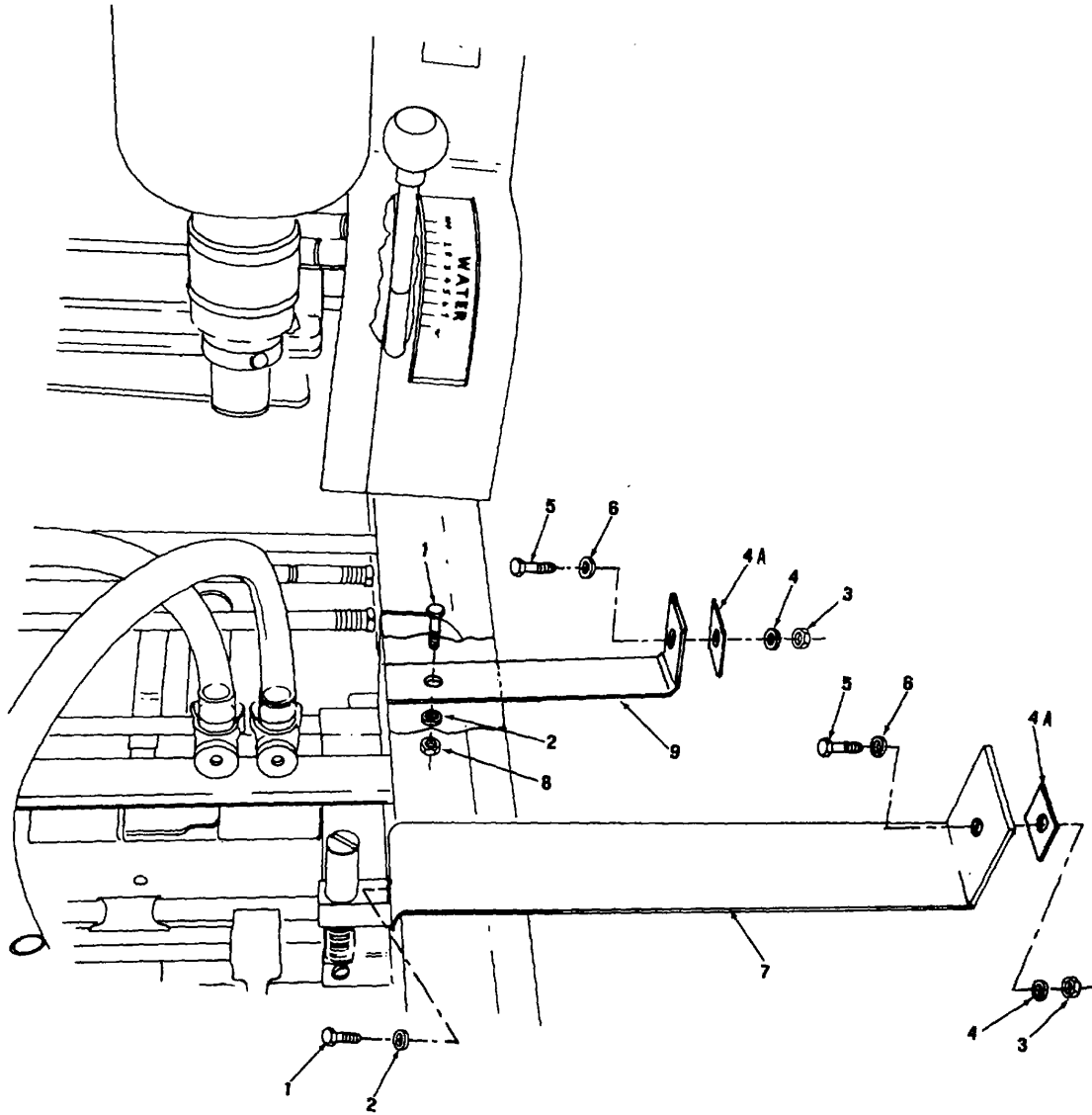
(1) First. Using the Index of National Stock Numbers and Part Numbers, find the pertinent

national stock number or part number. This index is in NIIN sequence followed by a list of part numbers in alphanumeric sequence, cross-referenced to the illustration figure number and item number.

(2) Second. After finding the figure and item number, locate the figure and item number in the repair parts list.

6. Abbreviations.

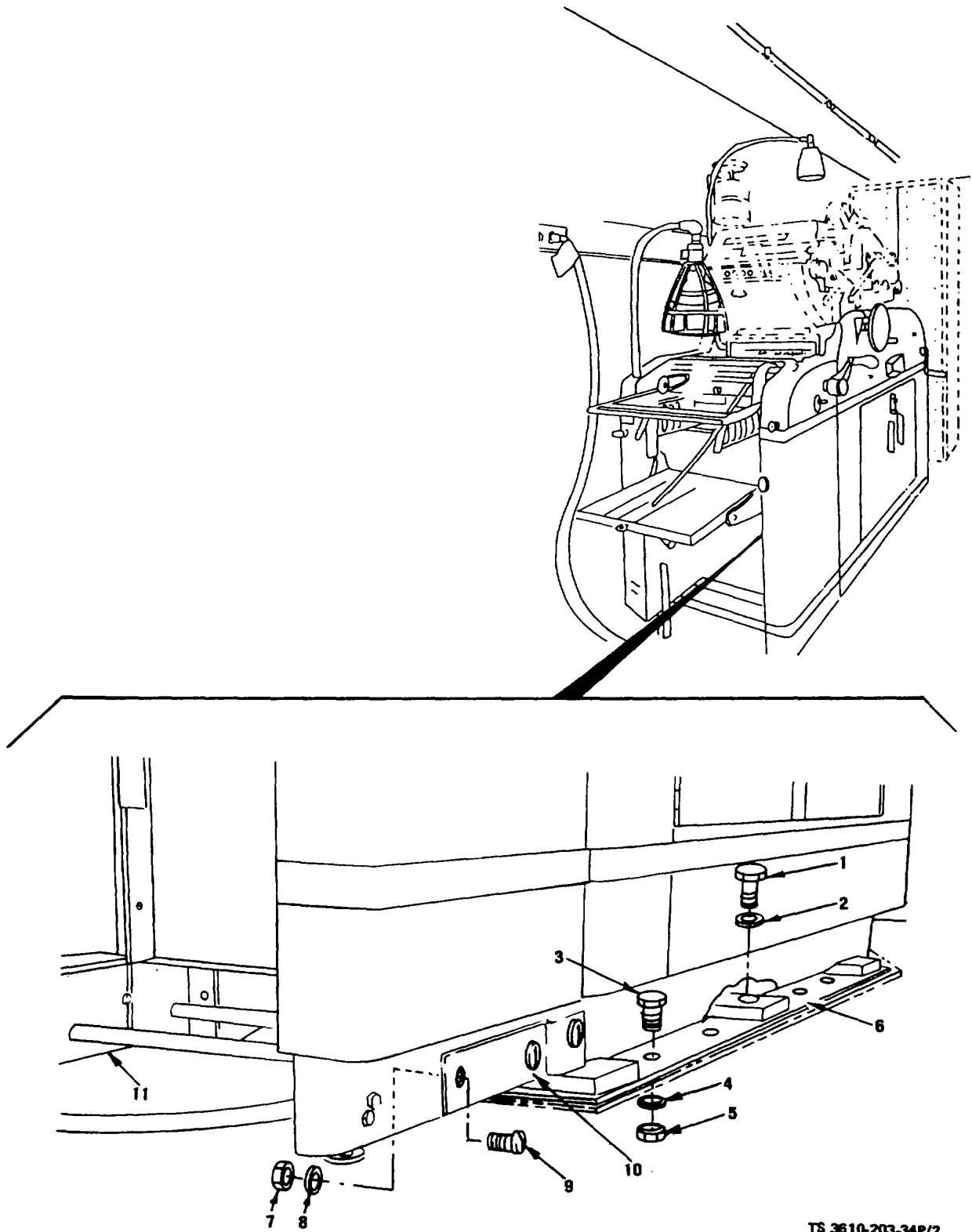
Abbreviations	Explanation
DC	Direct Current
DIA	Diameter
EA	Each
ID	Inside diameter
IN	Inch(es)
LG	Long (Length)
MTG	Mounting
NO	Number
OD	Outside diameter
THD	Thread



TS 3610-203-34P/1

Figure 1. Duplicator Support Bracket

(1) ILLUSTRATION		(2)	(3)	(4)	(5)	(6)	(7)	(8)
(a) FIG NO.	(b) ITEM NO.	SMR CODE	NATIONAL STOCK NUMBER	PART NUMBER	FSCM	DESCRIPTION USABLE ON CODE	U/M	QTY INC IN UNIT
						GROUP 01 DUPLICATOR MACHINE		
1	1	PAHZZ	5305-00-989-7435	MS3207-264	96906	SCREW, MACHINE PAN HD, NO 10-32 UNF-2A, 5/8 IN LG, DUPLICATOR MTG	EA	2
1	2	PAHZZ	5310-00-596-7691	MS35335-32	96906	WASHER LOCK EXTERNAL TOOTH, NO 10,DUPLICATOR MTG	EA	3
1	3	PAHZZ	5310-00-997-1888	MS35649-2252	96906	NUT, HEX 1/4-20 UNC-2B, DUPLICATOR MTG.....	EA	2
1	4	PAHZZ	5310-00-582-5965	MS35338-44	96906	WASHER, LOCK SPRING 1/4 N DIA, DUPLICATOR MTG	EA	2
1	4A	XBHZZ		6-1-5893-1	81337	PLATE	EA	2
1	5	PAHZZ	5305-00-071-2234	MS90725-17	96906	SCREW, CAPHEX HD, 1/20 UNC-2A X 2 3/4 IN LG, DUPLICATOR MTG	EA	2
1	6	PAHZZ	5310-00-809-4058	MS27183-10	96906	WASHER, PLAIN FLAT, 1/4 IN DIA, DUPLICATOR MTG	EA	2
1	7	XBHZZ		6-1-5893-4	81337	BRACKET, SUPPORT UPPER, DUPLICATOR MTG	EA	1
1	8	PAHZZ	5310-00-902-6676	MS21083N3	96906	NUT, HEX SELF LOCKING, .NO 10-32 UNF-38,	EA	1
1	9	XBHZZ		6-1-5893-5	81337	BRACKET, SUPPORT LOWER, DUPLICATOR MTG	EA	1



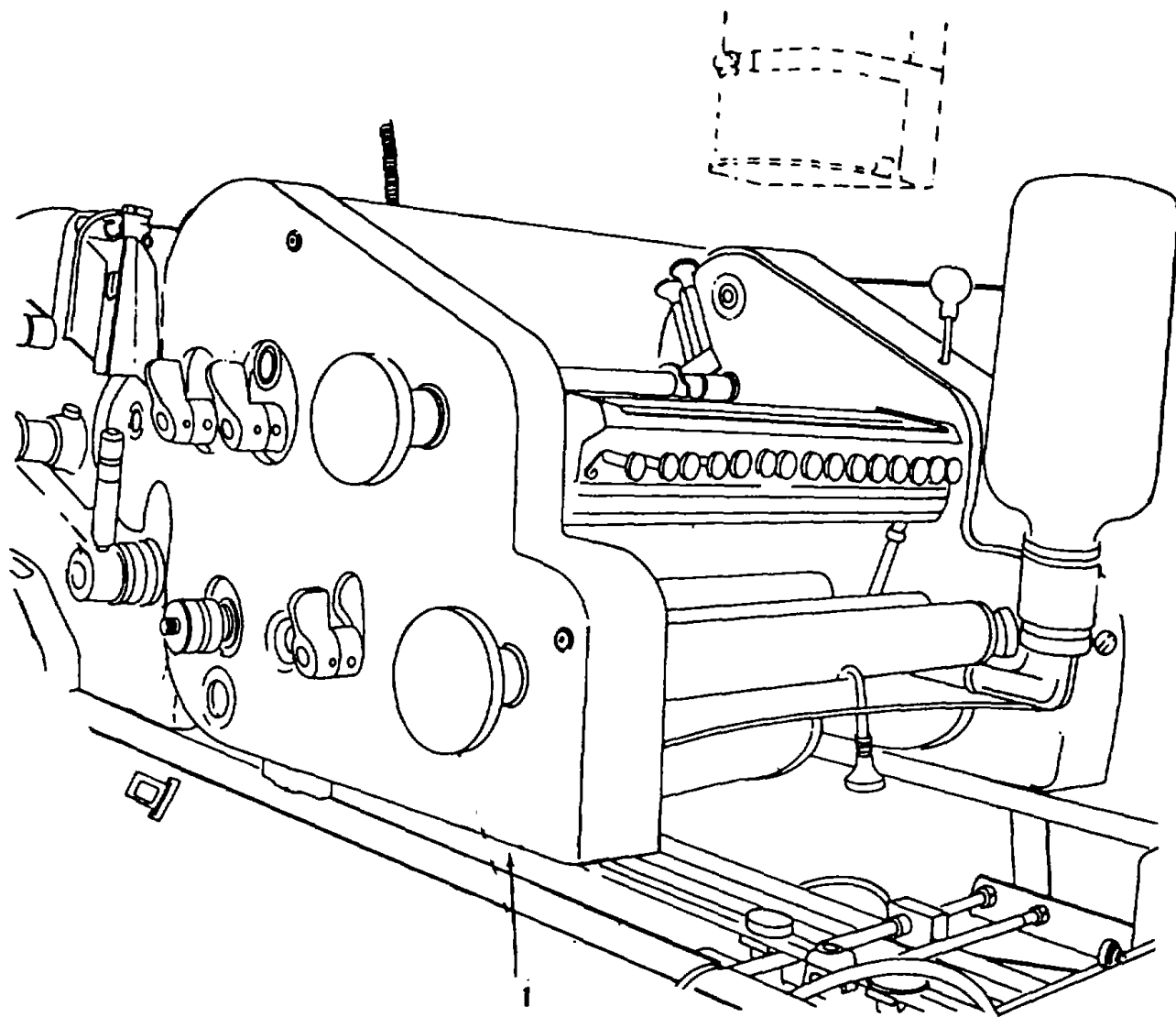
TS 3610-203-34P/2

Figure 2. Duplicator

SECTION II

TM 10-3610-203-34P

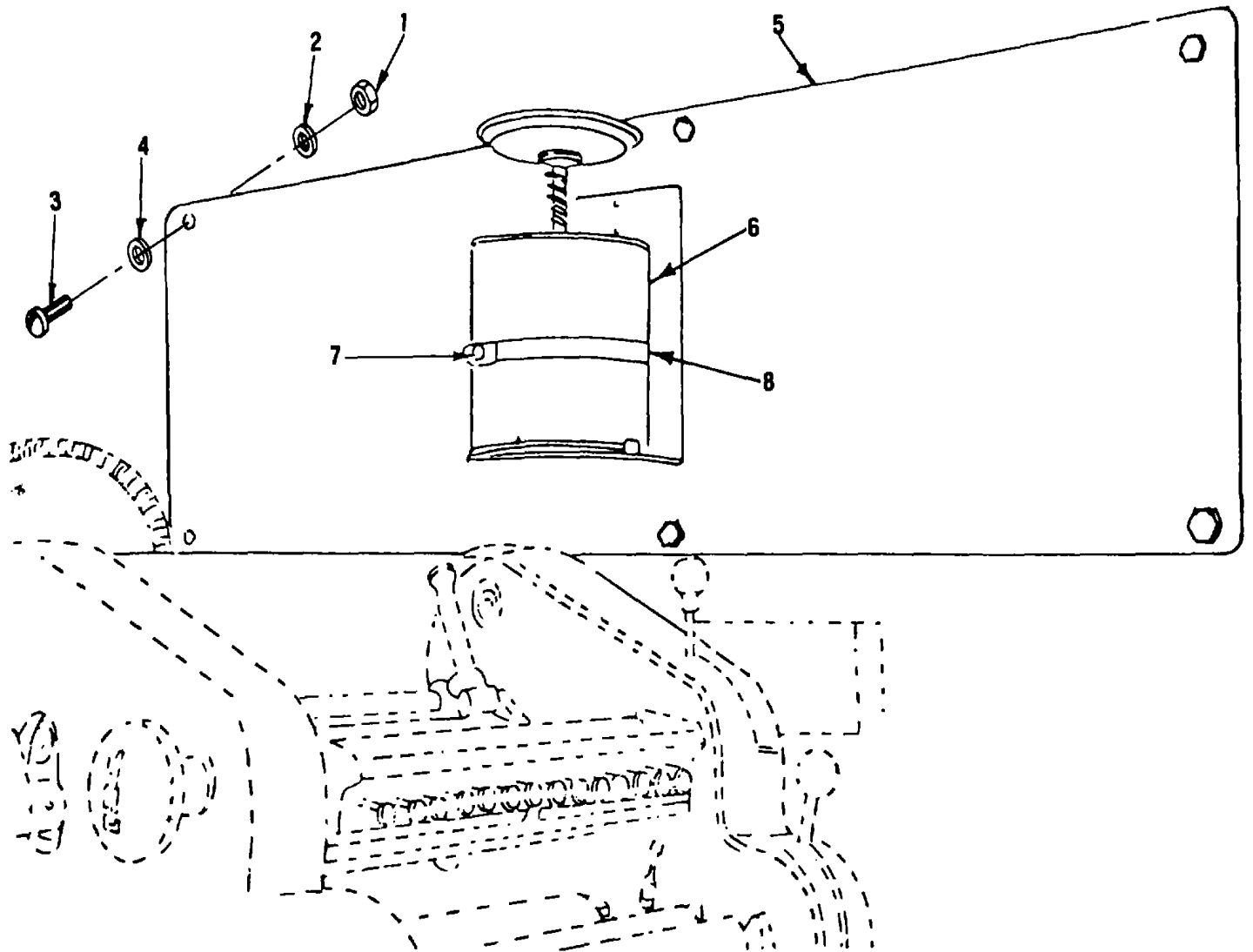
(1) ILLUSTRATION		(2)	(3)	(4)	(5)	(6)	(7)	(8)
(a) FIG NO.	(b) ITEM NO.	SMR CODE	FEDERAL STOCK NUMBER	PART NUMBER	FSCM	DESCRIPTION USABLE ON CODE	U/M	QTY INC IN UNIT
2	1	PAHZZ	5305-00-710-4189	MS90726-84	96906	SCREW, CAP HEX HD, 7/16-20 UNC-2A A x 7/8 IN LG, DUPLICATOR MTG.	EA	6
2	2	PAHZZ	5310-00-209-0965	MS35338-47	96906	WASHER, LOCK SPLIT, HELICAL, MEDIUM, 7/16, IN LG, DUPLICATOR MTG.	EA	6
2	3	PAHZZ	5305-00-071-2239	MS90725-12	96906	SCREW, CAP HEX HD 1/4-20 UNC-2A X 1 1/2 IN, LG, DUPLICATOR MTG.	EA	8
2	4	PAHZZ	5310-00-582-5965	MS35338-44	96906	WASHER, LOCK SPRING, 1/4 IN DIA, DUPLICATOR MTG	EA	8
2	5	XBHZZ		S25-331		03481NUT, BLIND RIVET, 1/4-20 UNC-38, DUPLICATOR MTG	EA	6
2	6	XBHZZ		6-1-5893-3	81337	PLATE, FLOOR DUPLICATOR MTG	EA	1
2	7	PAHZZ		MS35338-43	96906	NUT, HEX- NO 10-24 UNC-28, DUPLICATOR, MTG.....	EA	4
2	8	PAHZZ	5310-00-045-3296	MS35338-43	96906	WASHER, LOCK SPLIT, HELICAL, MEDIUM, NO 10 DUPLICATOR MTG	EA	4
2	9	XBHZZ		6-1-5886-10	81337	SCREW, MACHINE HEX HD, NO 10-24 UNC-2A x 1 IN LG, DUPLICATOR	EA	4
2	10	XBHZZ		6-1-5893-6	81337	STRAP, SUPPORT CURBSIDE, DUPLICATOR MTG.....	EA	1
2	11	XBHZZ		6-1-5893-7	81337	STRAP, SUPPORT ROADSIDE, DUPLICATOR MTG.....	EA	1



TS 3610-203-34P/3

Figure 3. Color Press

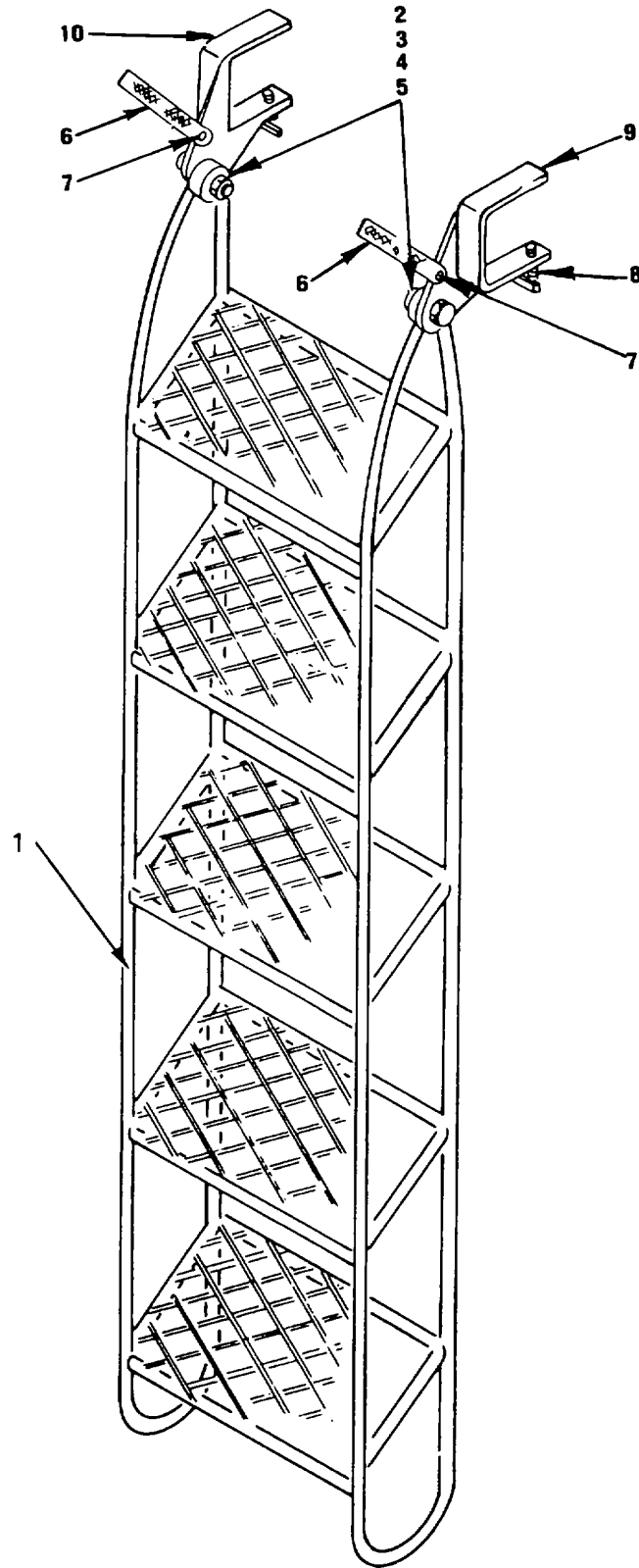
(1) ILLUSTRATION		(2)	(3)	(4)	(5)	(6)	(7)	(8)
(a) FIG NO.	(b) ITEM NO.	SMR CODE	FEDERAL STOCK NUMBER	PART NUMBER	FSCM	DESCRIPTION USABLE ON CODE	U/M	QTY INC IN UNIT
3	1	PAOFF	3610-00-987-8909	T5FLW	16159	GROUP 02 COLOR PRESS COLOR PRESS, CYLINDER	EA	1



TS 3610-203-34P/4

Figure 4. Tool Board

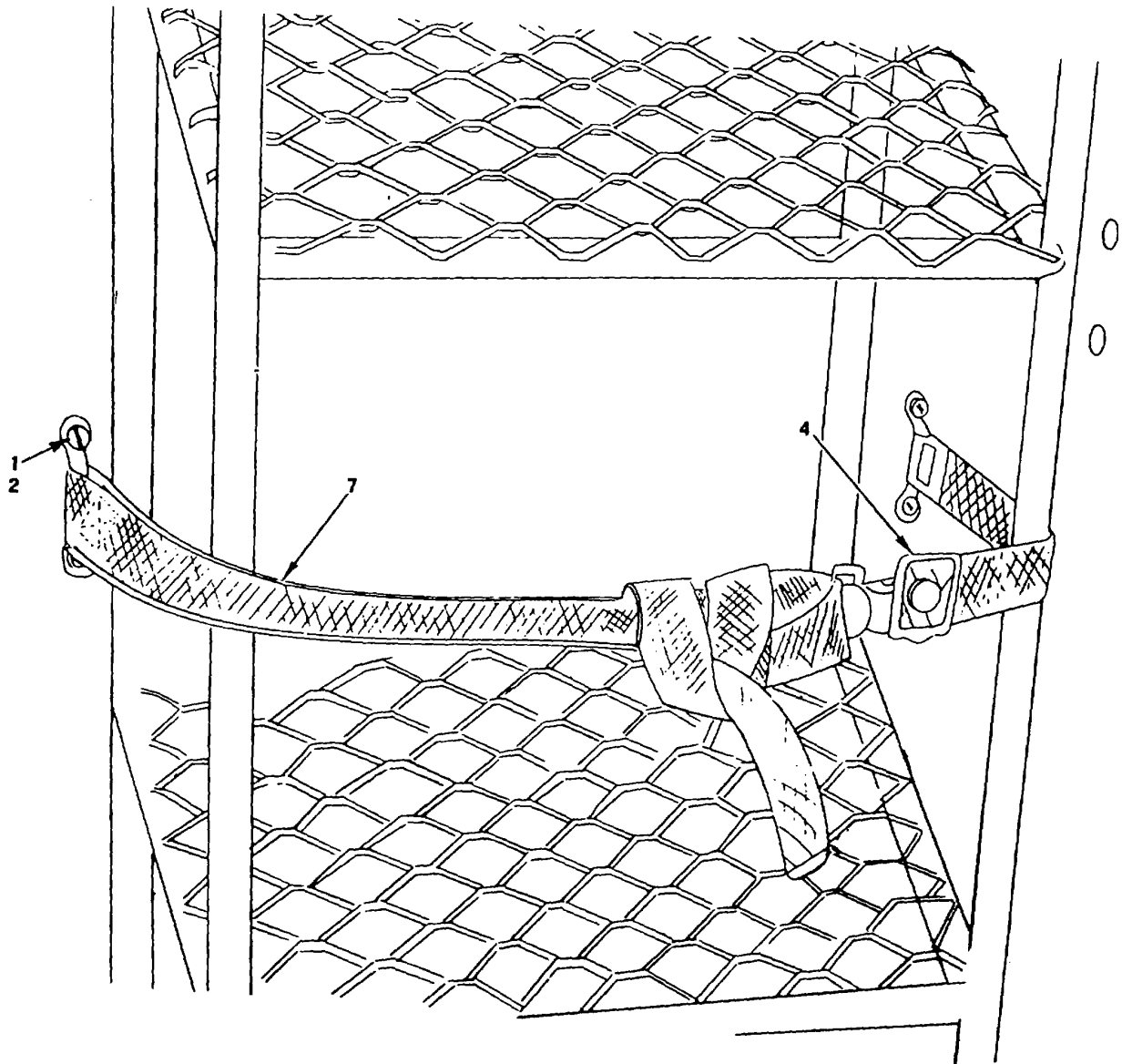
(1) ILLUSTRATION		(2)	(3)	(4)	(5)	(6) DESCRIPTION	(7)	(8)
(a) FIG NO.	(b) ITEM NO.	SMR CODE	FEDERAL STOCK NUMBER	PART NUMBER	FSCM	USABLE ON CODE	U/M	QTY INC IN UNIT
						GROUP 03 TOOL BOARD		
4	1	XBOZZ	5340-00-812-2275	21-40910-16	94222	NUT ANCHOR 1/4-20, UNC-28	EA	6
4	2	PAOZZ	5310-00-582-5965	MS35338-44	96906	WASHER, LOCK SPRING, 1/4 IN DIA.....	EA	6
4	3	PAOZZ	5305-00-071-2241	MS90725-10	96906	SCREW, MACHINE HEX HD, 1/4-20 UNC.-2A X 1 1/4 IN LG	EA	6
4	4	PAOZZ	5310-00-809-4058	MS27183-10	96906	WASHER, PLAIN FLAT, 1/4 IN DIA.....	EA	6
4	5	X8OZZ		6-1-5886-1	81337	TOOL BOARD SIZE 12 IN X 48 IN LG 5/8 THK.....	EA	1
4	6	XBOZZ		A120-4355	00494	PLUNGER CAN	EA	1
4	7	PAOZZ	5305-00-265-4454	MS35495-35	96906	SCREW, WOOD RD HD, NO 6 X 1/2 IN LG	EA	3
4	8	XBOZZ		5415K26	39428	STRAP, SUPPORT CLAMP	EA	1



TS 3610-203-34P/5

Figure 5. Ladder Assembly

(1) ILLUSTRATION		(2)	(3)	(4)	(5)	(6)	(7)	(8)
(a) FIG NO.	(b) ITEM NO.	SMR CODE	FEDERAL STOCK NUMBER	PART NUMBER	FSCM	DESCRIPTION USABLE ON CODE	U/M	QTY INC IN UNIT
						GROUP 04 LADDER ASSEMBLY		
5	1	PAOZZ	2540-01-071-0160	6-1-5869	81337	LADDER ASSY	EA	1
5	2	PAOZZ	530-00-455-0315	MS35307-367	96906	.SCREW CAP, HEXAGON H. 3/8-16UNC-2A X 2 1/4 IN LG	EA	2
5	3	PAOZZ	5310-00-913-8881	MS51971-3	96906	.NUT, PLAIN, HEXAGON 3/8-16UNC-28	EA	2
5	4	PAOZZ	5310-00-010-3327	MS35338-14	96906	.WASHER, LOCK SPRING. 3/8.....	EA	2
5	5	PAOZZ	5310-00-080-6004	MS27183-14	96906	.WASHER, FLAT ROUND, 3/8 IN	EA	2
5	6	XBOZZ		668-3-1 OFR	18177	.STRAP, HOLDING	EA	2
5	7	XBOZZ	532-00-830-0157	MD630BS	07707	.RIVET, BLIND	EA	2
5	8	XBOZZ		6-1-5869-6	81337	.SCREW, LOCKING.....	EA	2
5	9	XBOZZ		6-1-5669-5	81337	.BRACKET, CLAMPING, RH	EA	1
5	1	XBOZZ		6-1-5869-4	81337	.BRACKET, CLAMPING, LH.....	EA	1



TS 3610-203-34P/6

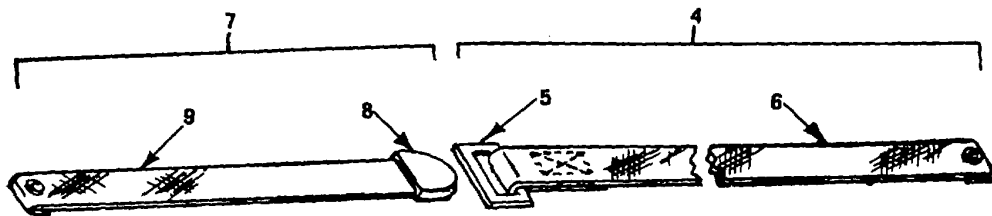
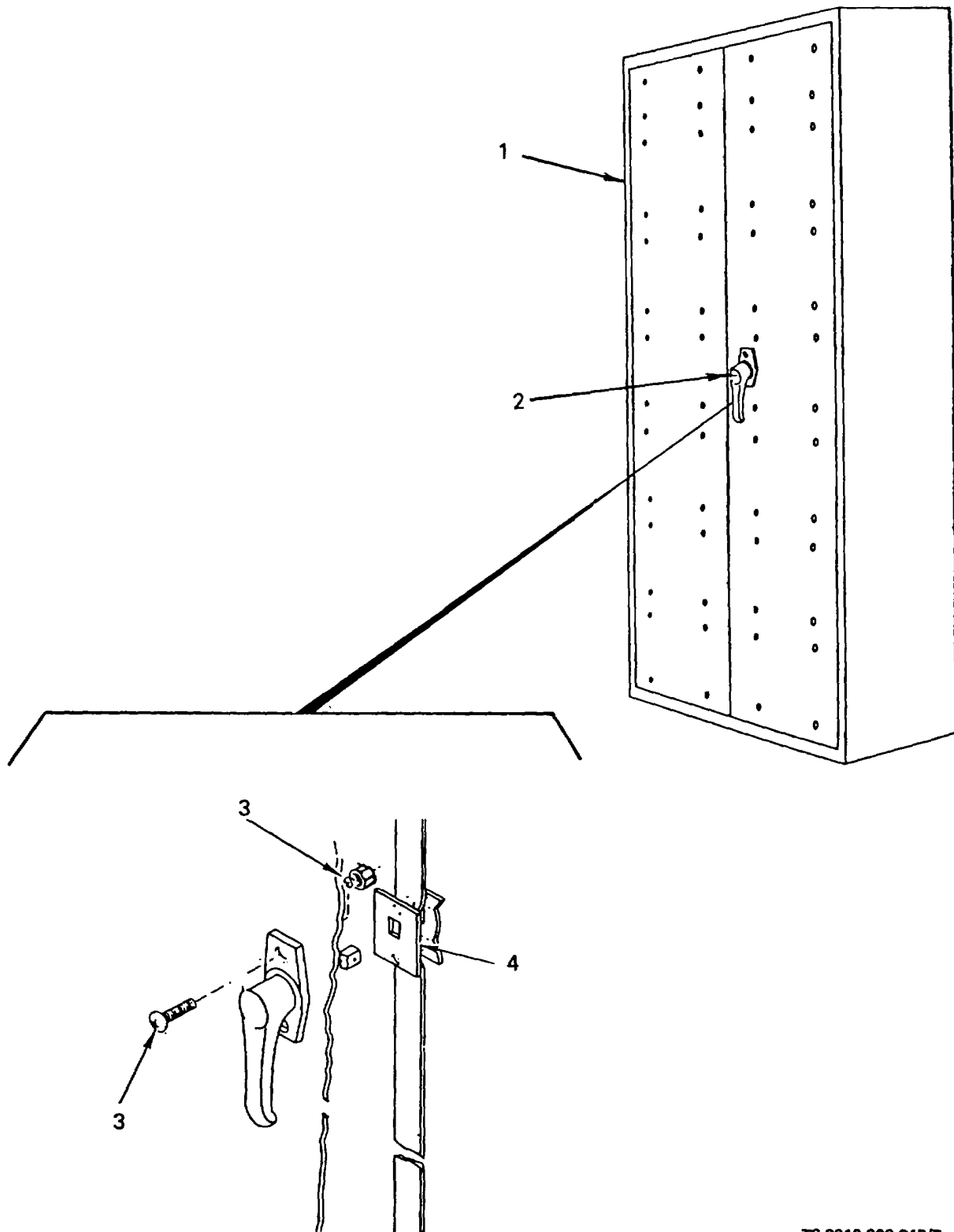


Figure 6. Ladder Holddown

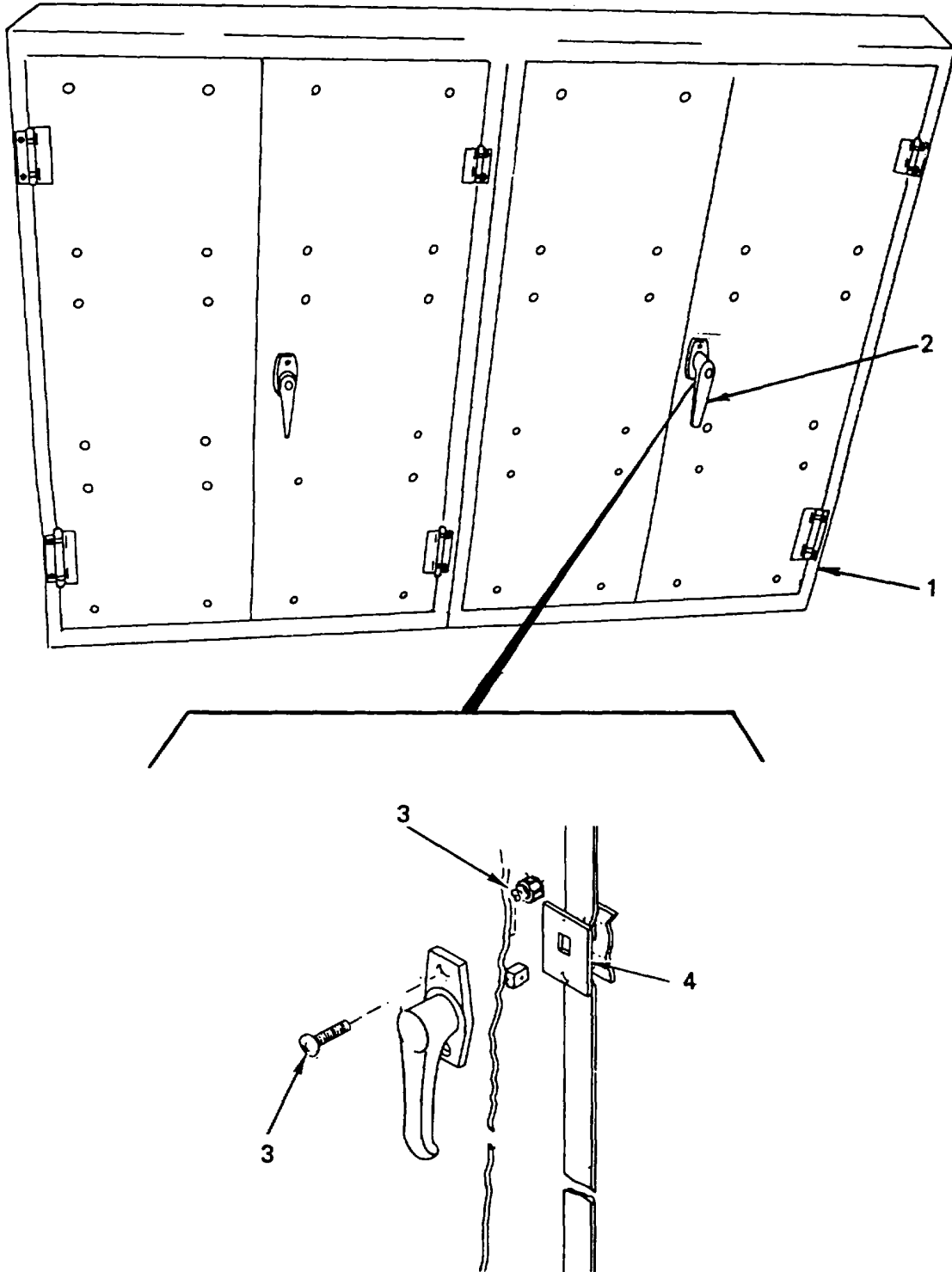
(1) ILLUSTRATION		(2)	(3)	(4)	(5)	(6)	(7)	(8)
(a) FIG NO.	(b) ITEM NO.	SMR CODE	FEDERAL STOCK NUMBER	PART NUMBER	FSCM	DESCRIPTION USABLE ON CODE	U/M	QTY INC IN UNIT
6	1	PAFZZ	5305-00-984-7363	MS35191-272	96906	SCREW, MACHINE COUNTERSUNK SOCKET HEX HEAD NO 10-32 UNF-2A X 1/2 LONG CAD PLATED FOR FOOTMAN LOOP.....	EA	4
6	2	XBFZZ	5310-00-948-0755	S10880	08481	.NUT, BLIND NO 10-32 UNF-38 FOR FOOTMAN LOOP.....	EA	4
6	3	PAFZZ	5340-00-616-4660	662R1	76785	LOOP, FOOTMAN CHAPE ASSEMBLY, LADDER.....	EA	2
6	4	MFFZZ		6-1-5877-1	81337	CHAPE ASSEMBLY LADDER.....	EA	1
6	5	PAFZZ	5340-00-297-6645	3105	76785	.BUCKLE CHAPE ASSEMBLY, LADDER.....	EA	1
6	6	PAFZZ	8305-00-263-2477	MILW530	81849	.WEBBING, TEXTILE 1 INCH WIDE, CHAPE ASSEMBLY, STOOL .16 INCHES REQUIRED.....	EA	1
6	7	MFFZZ		6-1-5887-2	81337	STRAP ASSEMBLY LADDER.....	EA	1
6	8	PAFZZ	5340-00-078-7029	MS51926-3	96906	.CLIP, END, STRAP LADDER.....	EA	1
6	9	PAFZZ	8305-00-263-2477	MILW530	81349	.WEBBING, TEXTILE 1 INCH WIDE, CHAPE ASSEMBLY, LADDER, 26 INCHES REQUIRED.....	EA	1



TS 3610-203-34P/7

Figure 7. Paper Storage Cabinet, Type A

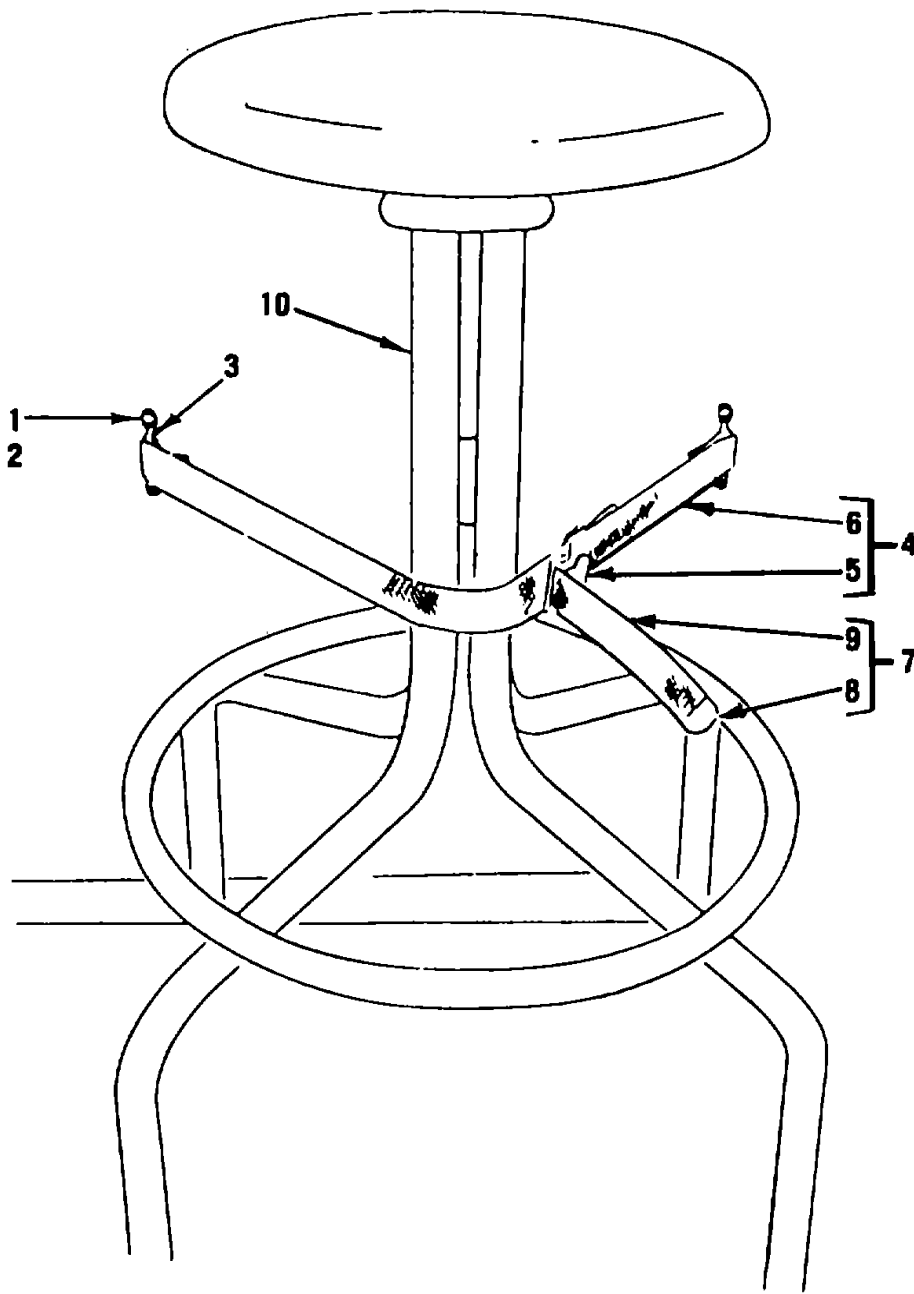
(1) ILLUSTRATION		(2)	(3)	(4)	(5)	(6)	(7)	(8)
(a) FIG NO.	(b) ITEM NO.	SMR CODE	FEDERAL STOCK NUMBER	PART NUMBER	FSCM	DESCRIPTION USABLE ON CODE	U/M	QTY INC IN UNIT
						GROUP 05 PAPER STORAGE CABINET, TYPE A		
7	1	XBFZZ		6-1-5890	81337	CABINET, STORAGE PAPER, TYPE A.....	EA	1
7	2	XBOZZ		68-090	42689	.LATCH, DOOR.....	EA	1
7	3	XBOZZ		68-080-12	42689	..SCREW ASSEMBLY	EA	2
7	4	XBOZZ		68--016-24TYPEF	42689	..LATCH, PLATE	EA	1



TS 3610-203-34P/8

Figure 8. Paper Storage Cabinet, Type B

(1) ILLUSTRATION		(2)	(3)	(4)	(5)	(6)	(7)	(8)
(a) FIG NO.	(b) ITEM NO.	SMR CODE	FEDERAL STOCK NUMBER	PART NUMBER	FSCM	DESCRIPTION USABLE ON CODE	U/M	QTY INC IN UNIT
8	1	XBFZZ		6-1-5851	81337	GROUP 06 PAPER STORAGE CABINET, TYPE B CABINET, STORAGE PAPER, TYPE B	EA	1
8	2	XBOZZ		68-090	42689	..LATCH, DOOR	EA	2
8	3	XBOZZ		68-080-12	42689	..SCREW, ASSEMBLY LATCH MTG	EA	4
8	4	XBOZZ		68-016-24TYPEF	42689	..LATCH, PLATE	EA	1



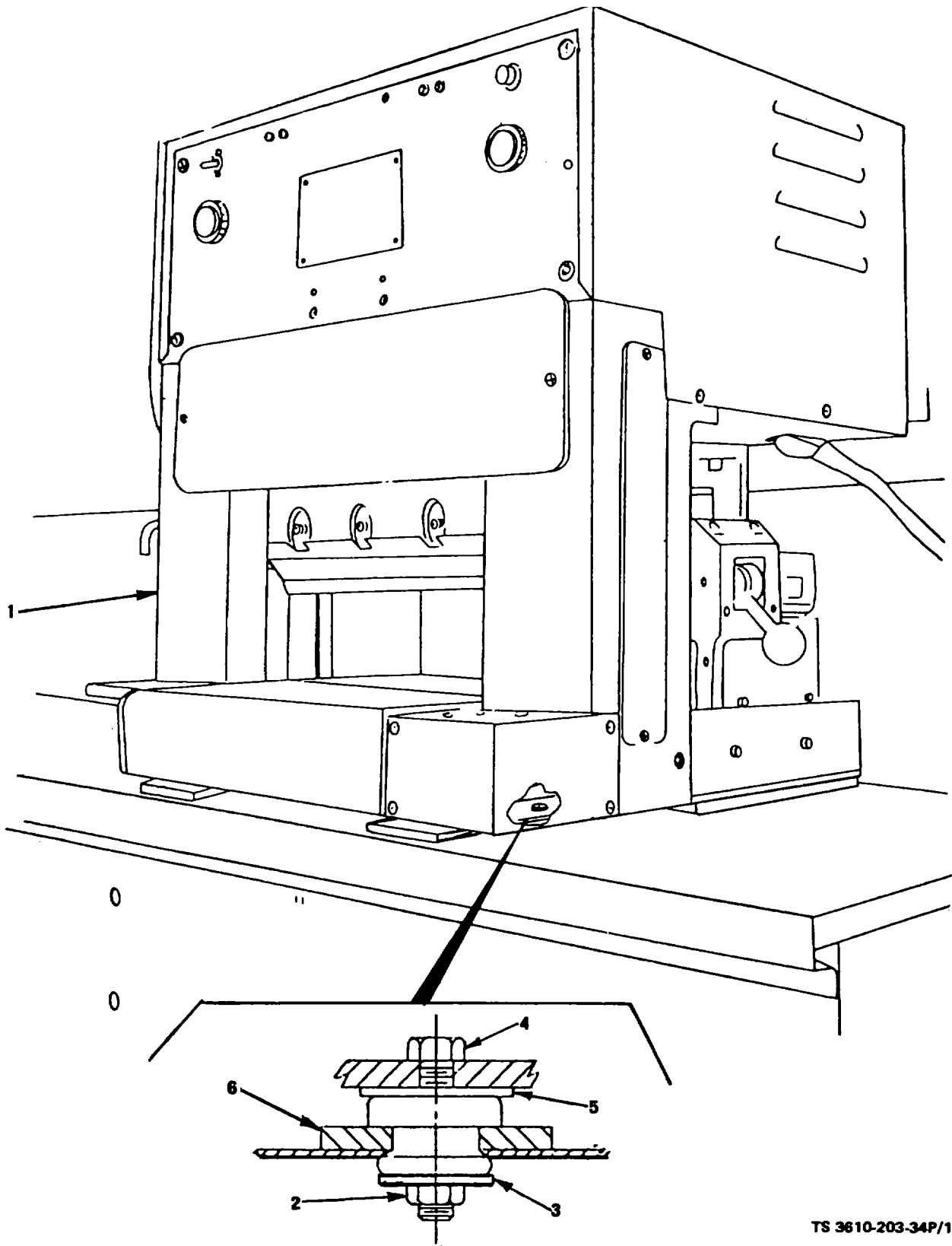
TS 3610-203-34P/9

Figure 9. Stool Holddown Assembly

SECTION II

TM 10-3610-203-34P

(1) ILLUSTRATION		(2)	(3)	(4)	(5)	(6)	(7)	(8)
(a) FIG NO.	(b) ITEM NO.	SMR CODE	FEDERAL STOCK NUMBER	PART NUMBER	FSCM	DESCRIPTION USABLE ON CODE	U/M	QTY INC IN UNIT
9	1	PAFZZ	5305-00-984-7363	MS35191-272	96906	GROUP 07 STOOL HOLDOWN ASSEMBLY SCREW, MACHINE CTRSK SCKET HEX HEAD NO 10-32 UNF-2A X 1/2 LONG CAD PLATLD, FOR FOOTMAN LOOP.....	EA	4
9	2	XEFZZ	5310-00-948-0755	S10B80	03481	NUT, BLIND NO 10-32 UNF-38 FOR FOOTMAN LOOP.....	EA	4
9	3	PAFZZ	5340-00-616-4660	662RL1	76786	LOOP, FOOTMAN CHAPE ASSEMBLY, STOOL	EA	2
9	4	MFFZZ		6-1-5877-1	81337	CHAPE ASSEMBLY STOOL	EA	1
9	5	PAFZZ	5340-00-297-6645	3105	76785	.BUCKLE CHAPE ASSEMBLY STOOL.....	EA	1
9	6	PAFZZ	8305-00-263-2477	MILW530	83149	.WEBBING, TEXTILE 1 INCH WIDE, CHAPE ASSEMBLY . STOOL, 16 INCHES REQUIRED.....	YD	1
9	7	MFFZZ		6-1-5877-3	81337	STRAP, ASSEMBLY, LONG STOOL	EA	1
9	8	PAFZZ	5340-00-078-7029	MS51926-3	96906	.CLIP, END, STRAP STOOL	EA	1
9	9	PAFZZ	8305-00-263-2477	MILW530	81349	.WEBBING, TEXTILE 1 INCH WIDE, CHAPE ASSEMBLY. STOOL, 41 INCHES REQUIRED	OD	2
9	10	PAOZZ	7110-00-634-8596	AAS700	81348	STOOL, REVOLVING	EA	2



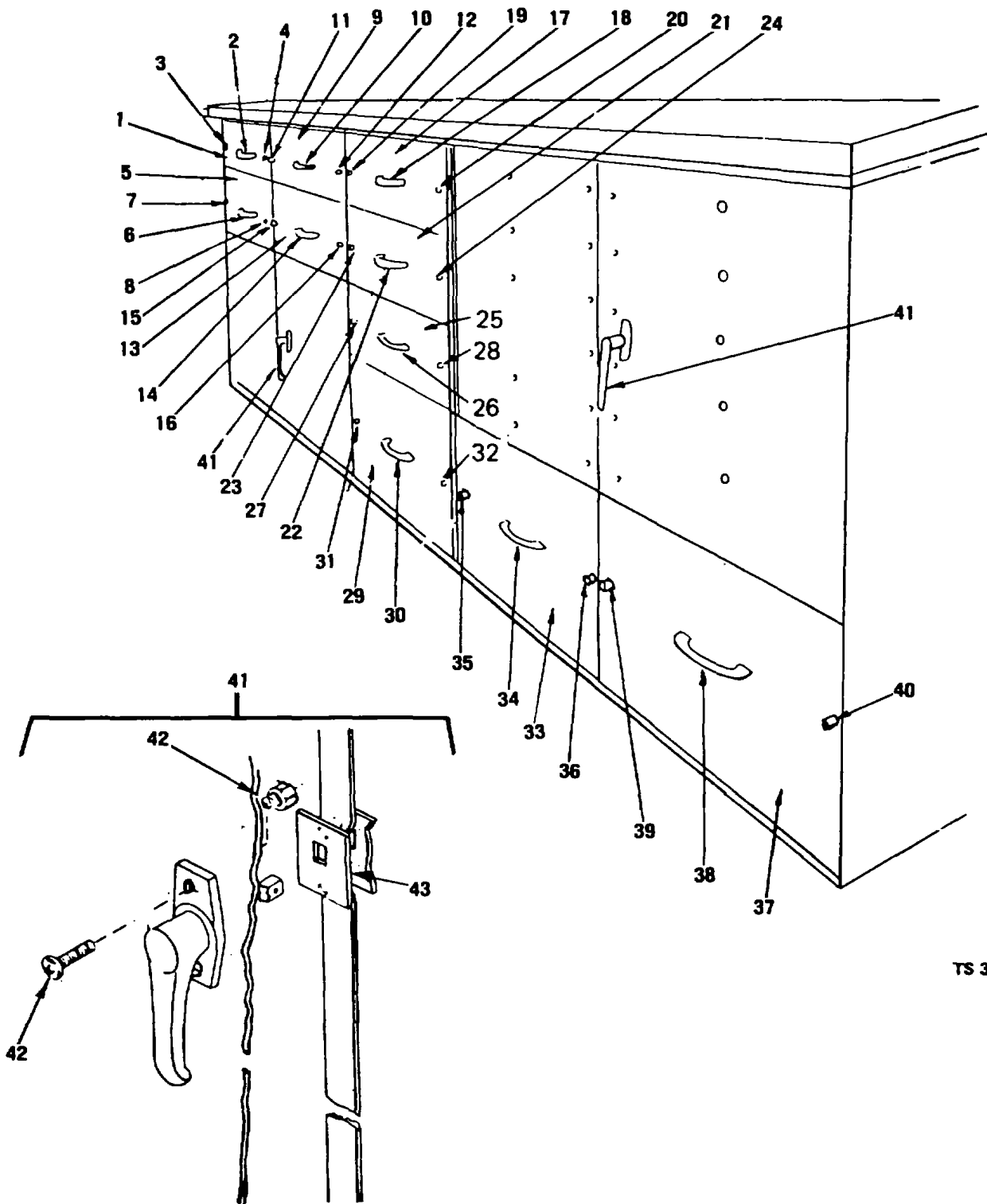
TS 3610-203-34P/10

Figure 10. PAPER CUTTER

SECTION II

TM 10-3610-203-34P

(1) ILLUSTRATION		(2)	(3)	(4)	(5)	(6) DESCRIPTION	(7)	(8)
(a) FIG NO.	(b) ITEM NO.	SMR CODE	FEDERAL STOCK NUMBER	PART NUMBER	FSCM	USABLE ON CODE	U/M	QTY INC IN UNIT
10	1	PAOZZ	3610-00-124-0568	4906	84027	GROUP 08 PAPER CUTTER CUTTER, PAPER, GUILLO	EA	1
10	2	PAOZZ	5310-00-997-1888	MS35649-2252	96906	NUT, HEX 1/4-20, UNC-2B	EA	10
10	3	PAOZZ	5310-00-550-1130	MS35333-40	96906	WASHER, LOCK, INTERNAL TOOTH, 1/4 IN DIA	EA	10
10	4	PAOZZ		MS35205-282	96906	SCREW, MACHINE PAN HEAD 1/4-20, UNC-2A X 7/8 IN LG	EA	10
10	5	PAOZZ	5310-00-809-4058	MS27183-10	96906	WASHER, PLAIN FLAT, 1/4 IN DIA.....	EA	10
10	6	XBOZZ		6-1-5893-2	81337	PLAT, STIFFENER PAPER CUTTER	EA	2



TS 3610-203-34P/11

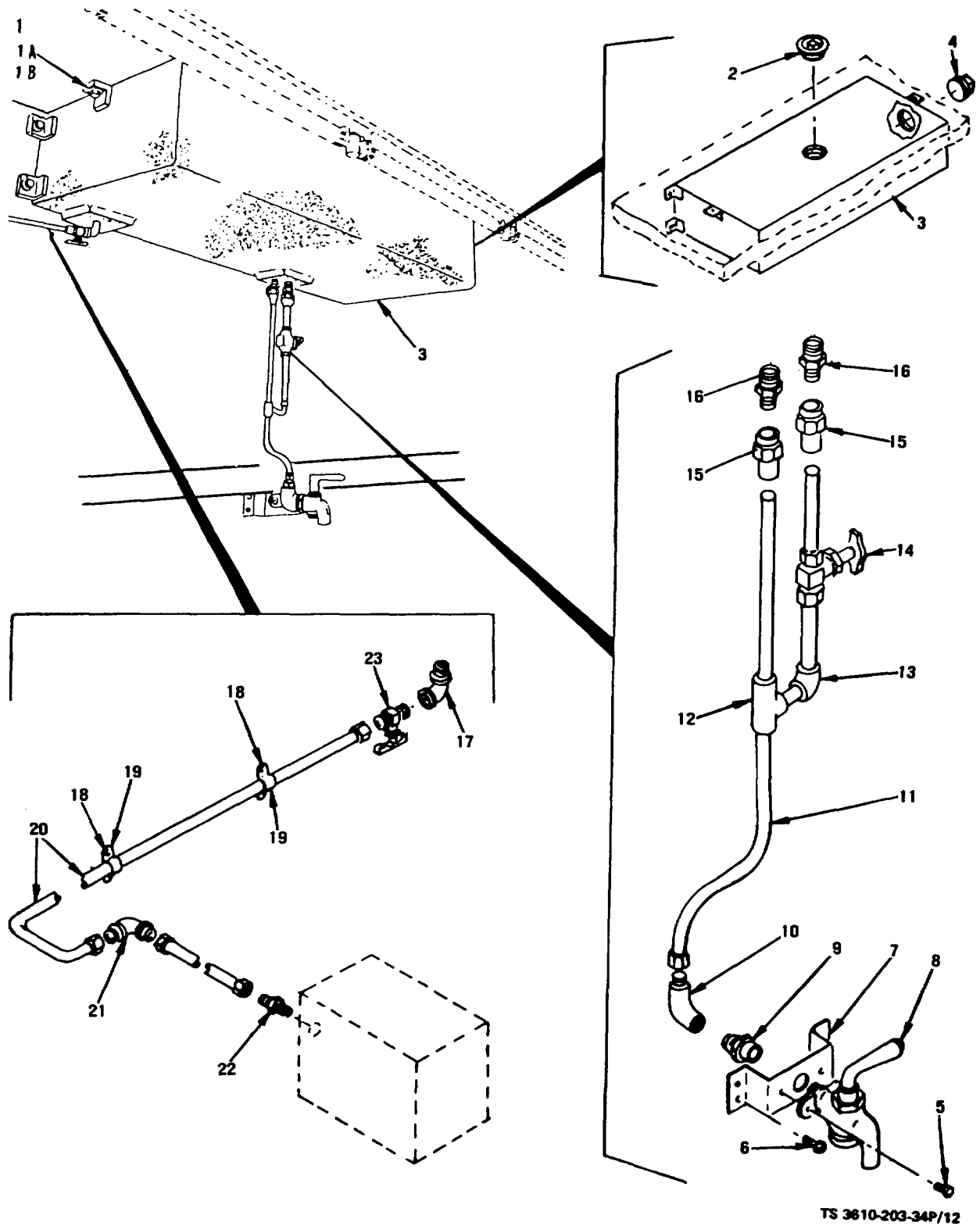
Figure 11. Bench Assembly

(1) ILLUSTRATION		(2)	(3)	(4)	(5)	(6)	(7)	(8)
(a) FIG NO.	(b) ITEM NO.	SMR CODE	FEDERAL STOCK NUMBER	PART NUMBER	FSCM	DESCRIPTION USABLE ON CODE	U/M	QTY INC IN UNIT
						GROUP 09 BENCH ASSEMBLY		
11		XBHZZ		6-1-5687	81337	BENCH ASSEMBLY	EA	1
11	1	XBHZZ		6-1-5887-13	81337	..DRAWER 2A	EA	1
11		XBOZZ		61-289-3	42689	..SCREW, SHOULDER DRAWER PULL, NO 8-32 UNC-2A	EA	2
11	2	XBOZZ		61-394	42689	..HANDLE, BOW	EA	1
11	3	PAFZZ	5340-00-112-1383	43-10-3-0	94222	..FASTNER, PAWL	EA	1
11	4	PAFZZ	5340-00-691-0956	43-1-3-0	94222	..LATCH, RIM	EA	1
11	5	XBHZZ		6-1-5887-13	81337	..DRAWER 2B	EA	1
11		XBOZZ		61-289-3	42689	..SCREW, SHOULDER DRAWER PULL, NO 8-32 UNC-2A	EA	2
11	6	XBOZZ		61-394	42689	..HANDLE, BOW	EA	1
11	7	PAFZZ	5340-00-112-1383	43-10-3-0	94222	..FAST ENTER, PAWL	EA	1
11	8	PAFZZ	5340-00-691-0956	43-1-3-0	94222	..LATCH, RIM	EA	1
11	9	XBHZZ		6-1-5887-13	81337	..DRAWER 2C	EA	1
11		XBOZZ		61-289-3	42689	..SCREW, SHOULDER DRAWER PULL, NO 8-32 UNC-2A	EA	2
11	10	XBOZZ		61-394	42689	..HANDLE, BOW	EA	1
11	11	PAFZZ	5340-00-112-1383	43-10-3-0	94222	..FASTENER, PAWL	EA	1
11	12	PAFZZ	5340-00-691-0956	43-1-3-0	94222	..LATCH, RIM	EA	1
11	13	XBHZZ		6-1-587-13	81337	..DRAWER 2D	EA	1
11		XBOZZ		61-289-3	42689	..SCREW, SHOULDER DRAWER PULL, NO 8-32 UNC-2A	EA	2
11	14	XBHZZ		61-394	42689	HANDLE, BOW	EA	1
11	15	PAFZZ	5340-00-112-1383	43-10-3-0	94222	..FASTENER, PAWL	EA	1
11	16	PAFZZ	5340-00-691-0956	43-1-3-0	94222	..LATCH, RIM	EA	1
11	17	XBHZZ		6-1-5887-14	81337	..DRAWER 2F	EA	1
11		XBOZZ		61-289-3	42689	..SCREW, SHOULDER DRAWER PULL, NO 8-32 UNC-2A	EA	2
11	18	XBOZZ		61-394	42689	..HANDLE, BOW	EA	1
11	19	PAFZZ	5340-00-112-1383	43-10-3-0	94222	..FASTENER, PAWL	EA	1
11	20	PAFZZ	5340-00-691-0956	43-1-3-0	94222	..LATCH, RIM	EA	1
11	21	XBHZZ		6-1-5887-15	81337	..DRAWER 2F	EA	1
11		XBOZZ		61-289-3	42689	..SCREW, SHOULDER DRAWER PULL, NO 8-32 UNC-2A	EA	2
11	22	XBOZZ		61-394	42689	..HANDLE, BOW	EA	1
11	23	PAFZZ	5340-00-112-1383	43-10-3-0	94222	..FASTENER, PAWL	EA	1
11	24	PAFZZ	5340-00-691-0956	43-1-3-0	94222	..LATCH, RIM	EA	1
11	25	XBHZZ		6-1-5887-16	81337	..DRAWER 2G	EA	1
11		XBOZZ		61-289-3	42689	..SCREW, SHOULDER DRAWER PULL, NO 8-32 UNC-2A	EA	2
11	26	XBOZZ		61-394	42689	..HANDLE, BOW	EA	1
11	27	PAFZZ	5340-00-112-1383	43-10-3-0	94222	..FASTENER, PAWL	EA	1
11	28	PAFZZ	5340-00-691-0956	43-1-3-0	94222	..LATCH RIM	EA	1
11	29	XBHZZ		6-1-5887-18	81337	..DRAWER 2H	EA	1
11		XBOZZ		61-289-3	42689	..SCREW, SHOULDER DRAWER PULL, NO 8-32 UNC-2A	EA	2
11	30	XBOZZ		61-394	42689	..HANDLE, BOW	EA	1

SECTION II

TM 10-3610-203-34P

(1) ILLUSTRATION		(2)	(3)	(4)	(5)	(6) DESCRIPTION	(7)	(8)
(a) FIG NO.	(b) ITEM NO.	SMR CODE	FEDERAL STOCK NUMBER	PART NUMBER	FSCM	USABLE ON CODE	U/M	QTY INC IN UNIT
11	31	PAFZZ	5340-00-112-1383	43-10-3-0	94222	..FASTENER ,PAWL	EA	1
11	32	PAFZZ	5340-00-691-0956	43-1-3-0	94222	..LATCH, RIM	EA	1
11	33	XBHZZ		6-1-5887-17	81337	..DRAWER 2 J	EA	1
11		XBOZZ		61-289-3	42689	..SCREW, SHOULDER DRAWER PULL, NO 8-32 UNC-2A	EA	2
11	34	XBOZZ		61-394	42689	..HANDLE, BOW	EA	1
11	35	PAFZZ	5340-00-112-1383	43-10-3-0	94222	..FASTENER PAWL	EA	1
11	36	PAFZZ	5340-00-691-0956	43-1-3-0	94222	..LATCH, RIM	EA	1
11	37	XBHZZ		6-1-588-17	81337	..DRAWER 2X	EA	1
11		XBOZZ		61-289-3	42689	..SCREW, SHOULDER DRAWER PULL, NO 8-32 UNC-2A	EA	2
11	38	XBOZZ		61-394	42689	..HANDLE, BOW	EA	1
11	39	PAFZZ	5340-00-112-1383	43-10-3-0	94222	..FASTENER, PAWL	EA	1
11	40	PAFZZ	5340-00-691-0956	43-1-3-0	94222	..LATCH RIM	EA	1
11	41	XBOZZ		68-090	42689	..LATCH, DOOR	EA	1
11	42	XBOZZ		68-080-12	42689	..SCREW ASSEMBLY LATCH MTG	EA	4
11	43	XBOZZ		68-016-2141YPEF	42689	..LATCH, PLATE	EA	1



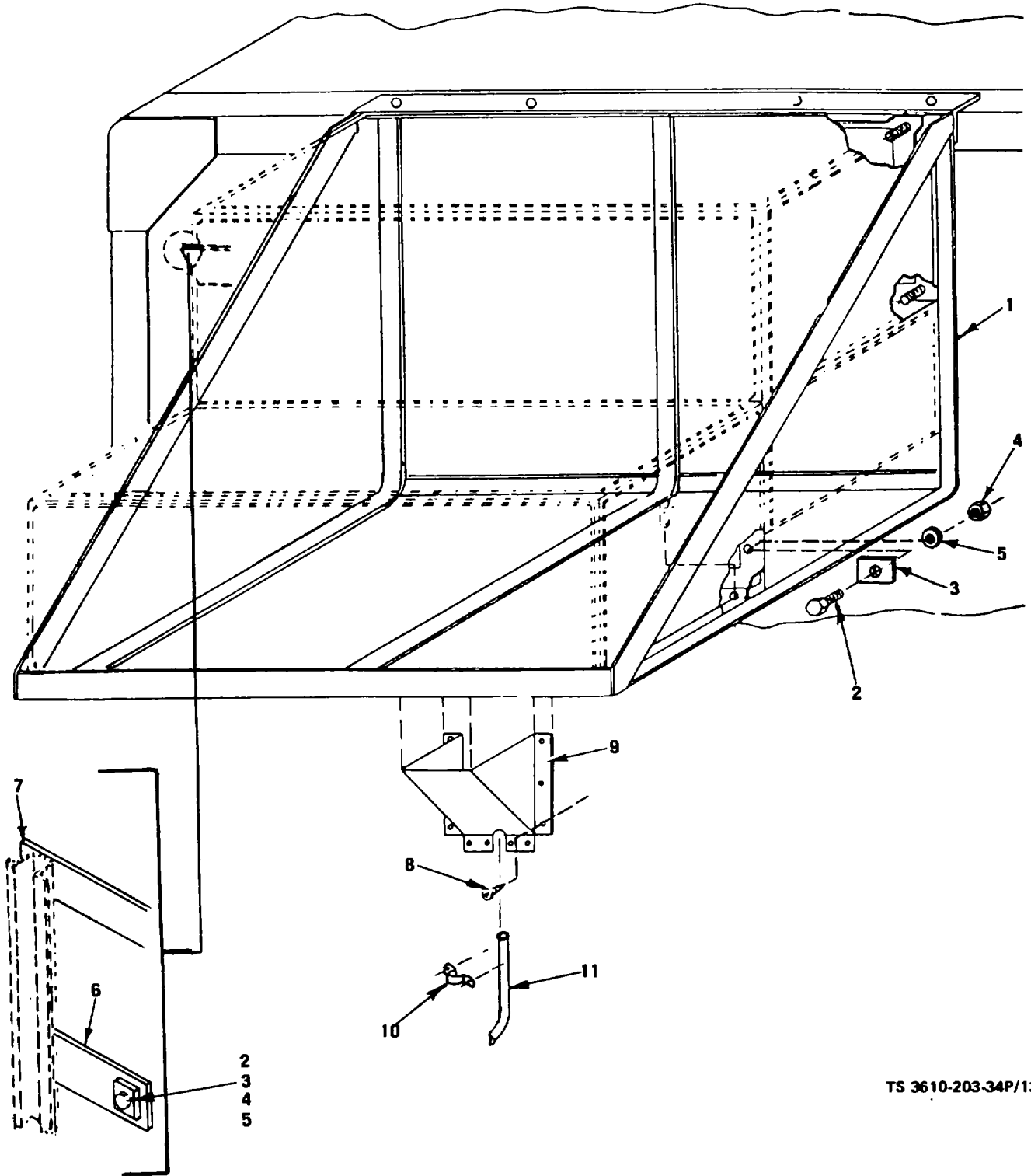
TS 3610-203-34P/12

Figure 12. Water Tank and Plumbing

SECTION II

TM 10-3610-203-34P

(1) ILLUSTRATION		(2)	(3)	(4)	(5)	(6) DESCRIPTION	(7)	(8)
(a) FIG NO.	(b) ITEM NO.	SMR CODE	FEDERAL STOCK NUMBER	PART NUMBER	FSCM	USABLE ON CODE	U/M	QTY INC IN UNIT
						GROUP 10 WATER TANK AND PLUMBING		
12	1	PAFZZ	5305-00-068-0502	MS90725-6	96906	SCREW, CAP HEX HD. 1/4-20 UNC-2A X 3/4 IN LG, WATER TANK MTG	EA	5
12	1A	PAFZZ	5310-00-582-5965	MS35338-44	96906	WASHER, LOCK SPRING, HELICAL, MEDIUM 1/4 IN DIA, , EA CAD PL WATER TANK MTG	EA	5
12	1B	XBFZZ	5340-00-812-2275	21-40910-16	94222	NUT, ANCHOR 1/4-20 UNC, WATER TANK MTG	EA	5
12	2	PAOZZ	8110-00-132-9640	PPP-P-420	81348	PLUG, UNIVERSAL MILITARY W/GASKET, TYPE 3, CLASS C WATER TANK FILL PLUG	EA	1
12	3	XBFZZ		6-1-5855	81337	WATER TANK ASSY	EA	1
12	4	XBOZZ	4730-00-011-3178	6-1-5855-7	81337	.PLUG, SOLID SQ HD.1 IN IPS, BRASS., WATER TANK ASSY	EA	1
12	5	XBOZZ	5320-00-631-5325	38-104-05-13	94222	RIVET, BLIND UNIVERSAL HD, , 1/8 IN DIA X 1/4 IN LG, FAUCET, KEY MTG	EA	2
12	6	PAOZZ	5305-00-432-4163	MS51861-24	96906	SCREW, TAPPING, .THREAD FORMING ,NO 6, FAUCET, KEY, MTG	EA	4
12	7	XBOZZ		6-1-5858-10	81337	BRACKET, FAUCET MOUNTING, FAUCET, KEY, MTG	EA	1
12	8	PAOZZ	4510-00-113-0739	1300	90800	FAUCET, KEY GROUND, BRASS, 3/8, WATER TANK SUPPLY	EA	1
12	9	XBOZZ		68F-3/8	30321	ADAPTER, COMPRESSION 3/8 OD X 3/8 PIPE IHD, BRASS	EA	1
12	10	XBOZZ		707-3-5X3/8	12168	ELBOW, DROP 3/8 NPT, BRASS, WATER TANK SUPPLY	EA	1
12	11	XBOZZ		6-1-5853-11	81337	TUBING, COPPER 3/8 OD, WATER TANK SUPPLY	FT	V
12	12	XBOZZ		611-3/8X3/8X3/8	12168	TEE 3/8 X 3/8X 3/8 SIZE, COPPER, SOLDER TYPE, 3/8.... OD TUBE, WATER TANK SUPPLY.	EA	1
12	13	XBOZZ		607-3/8X3/8	18168	ELBOW, 90 DEGREE SOLDER TYPE, COPPER, 3/8 OD TUBE, WATER TANK SUPPLY	EA	1
12	14	PAOZZ	4820-00-423-2099	A6775	79470	COCK, SHUTOFF, COMPRESSION, BRASS, 3/8 OD TUBE, WATER TANK SUPPLY	EA	1
12	15	XBOZZ	4130-00-011-8539	41X6	79470	NUT, COMPRESSION 5/8-18, BRASS, 3/8 OD TUBE, WATER TANK SUPPLY	EA	2
12	16	XBOZZ		48X6B	79470	CONNECTOR, MALE 5/8-18, 3/8 OD TUBE BRASS, WATER TANK SUPPLY	EA	2
12	17	XBOZZ		707-3	12168	ELBOW, STREET 90 DEGREE, 1/8 NPT, BRASS, WATER TANK TO HUMIDIFIER.....	EA	1
12	18	PAOZZ	5305-00-432-4163	MS51861-24	96906	SCREW, TAPPING THREAD FORMING, NO 6.STL CAD PL, WATER TANK TO HUMIDIFIER STRAP	EA	8
12	19			6-1-5853-16	81337	STRAP FOR 1/4 IN TUBE, 2 HOLE, WATER TANK TO HUMIDIFIER TUBING	EA	4
12	20	XBOZZ		6-1-5853-12	81337	TUBING, COPPER 1/4 IN OD, WATER TANK TO HUMIDIFIER WATER SUPPLY	FT	V
12	21	XBOZZ	4730-00-278-2292	651X4	79470	ELBOW, UNION 1/4 IN OD TUBE, WATER TANK TO HUMIDIFIER WATER SUPPLY	EA	1
12	22	XBOZZ		41X4	79740	NUT, COMPRESSION 7/16-20, 1/4 IN OD TUBE, BRASS, WATER HUMIDIFIER WATER SUPPLY	EA	1
12	23	PAOZZ	4820-00-272-3351	A690	79470	COCK, SHUTOFF COMPRESSION, STRAIGHTWAY, 1/8 . NPT X 1/4 T, BRASS WATER TANK TO HUMIDIFIER WATER SUPPLY	EA	1



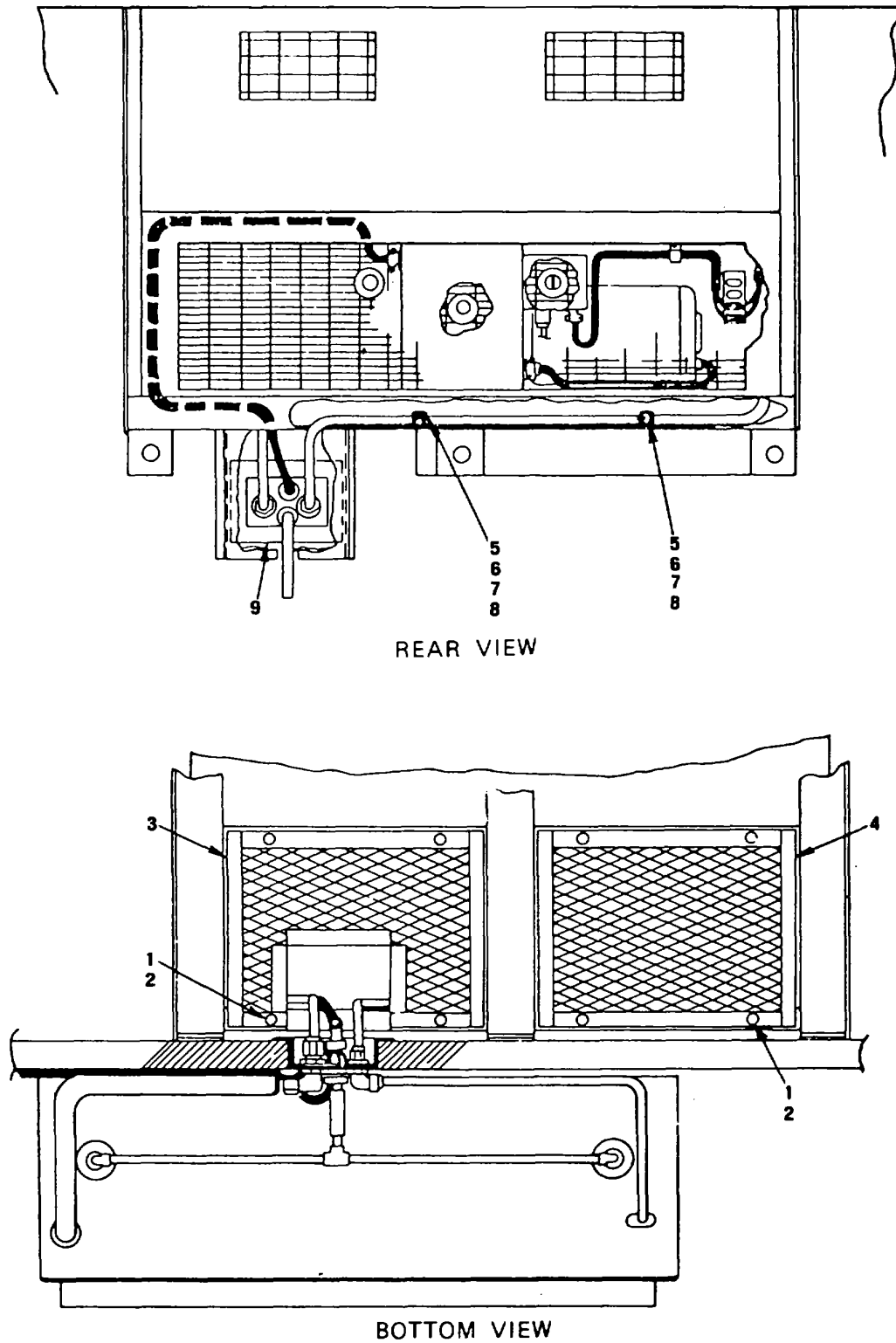
TS 3610-203-34P/13

Figure 13. Air Conditioner Support Assembly

SECTION II

TM 10-3610-203-34P

(1) ILLUSTRATION		(2)	(3)	(4)	(5)	(6) DESCRIPTION	(7)	(8)
(a) FIG NO.	(b) ITEM NO.	SMR CODE	FEDERAL STOCK NUMBER	PART NUMBER	FSCM	USABLE ON CODE	U/M	QTY INC IN UNIT
						GROUP 11 AIR CONDITIONER		
13	1	XBHZZ		6-1-5854	81337	SUPPORT ASSEMBLY.....	EA	1
13	2	PAHZZ	5305-00-269-3221	MS90725-71	96906	SCREW, CAP HEX HD, 3/8-16, UNC-2A X 3-1/4 IN LONG..	EA	6
13	3	XBHZZ		6-1-5884-4	81337	PLATE, WASHER EXTERIOR	EA	1
13	4	PAHZZ	5310-00-087-4652	MS1922-17	96906	NUT, HEX SELF LOCKING, 3/8-16.UNC-38.....	EA	6
13	5	PAHZZ	5310-00-004-5033	MS35338-46	96906	WASHER, LOCK SPRING, HELICAL, MEDIUM, 3/8.....	EA	6
13	6	XBHZZ		6-1-5853-3	81337	SUPPORT BAR.....	EA	1
13	7	XBHZZ		6-1-5853-2	81337	SUPPORT BAR, UPPER, AIR CONDITIONER, INNER SHELTER	EA	1
13	8	PAOZZ	5305-00-432-4163	MS51861-24	96906	SCREW, TAPPING THREAD, FORMING, NO 6.....	EA	9
13	9	XBOZZ		6-1-5853-9	81337	COVER, DRAIN	EA	1
13	10	XBOZZ		6-1-5853-14	81337	CLAMP, HOSE	EA	1
13	11	PAOZZ	4720-00-112-6243	6-1-5853-15	81337	HOSE, DRAIN RUBBER, 1/2 IN ID.6 FT LONG.....	FT	1



REAR VIEW

BOTTOM VIEW

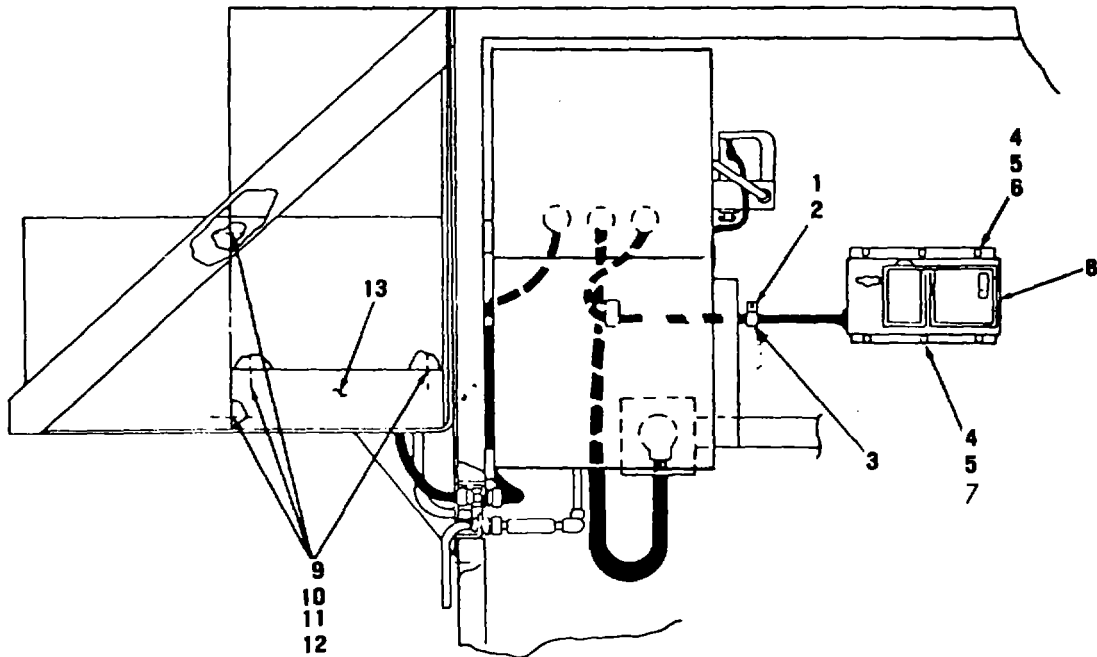
TS 3610-203-34P/14

Figure 14. Air Conditioner - Rear and Bottom Views

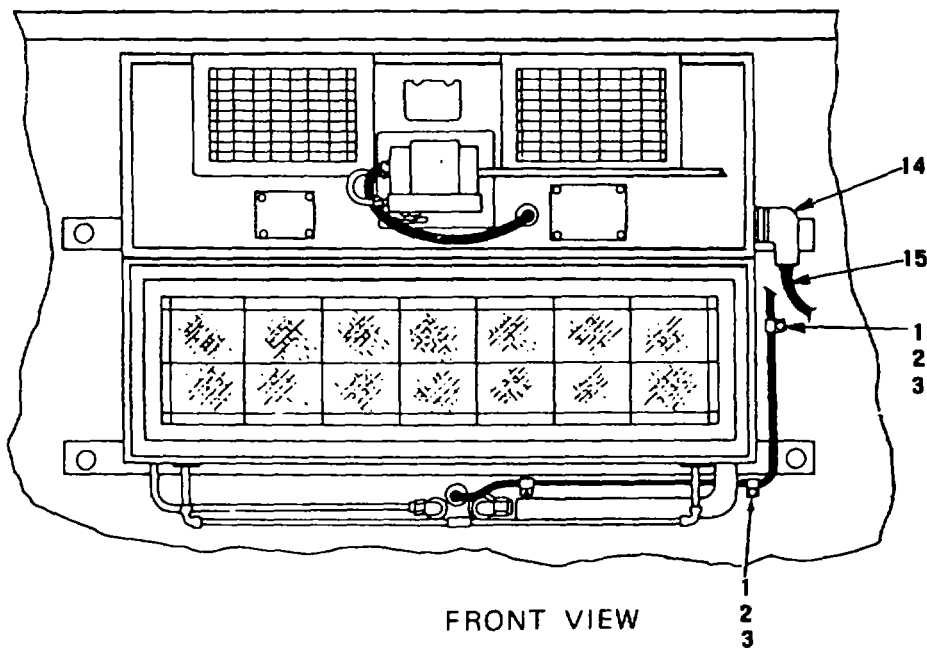
SECTION II

TM 10-3610-203-34P

(1) ILLUSTRATION		(2)	(3)	(4)	(5)	(6)	(7)	(8)
(a) FIG NO.	(b) ITEM NO.	SMR CODE	FEDERAL STOCK NUMBER	PART NUMBER	FSCM	DESCRIPTION USABLE ON CODE	U/M	QTY INC IN UNIT
14		XBHZZ		8703577	81902	AIR CONDITIONER MODIFIED FOR END ITEM APPLICATION APPLICABLE FOR BASIC REPAIR PARTS	EA	1
14	1	PAOZZ	5305-00-993-1848	MS35207-265	96906	.SCREW, MACHINE	EA	4
14	2	PAOZZ	5310-00-809-8546	MS27183-8	96906	.WASHER, FLAT	EA	4
14	3	XBOZZ		7705365-502	81902	.COVER ASSY, ACCESS	EA	1
14	4	XBOZZ		7705362-501	81902	.COVER ASSY, ACCESS	EA	1
14	5	PAOZZ	5305-00-954-2728	MS35190-255	96906	.SCREW, MACHINE	EA	2
14	6	PAOZZ	5310-00-934-9757	MS35649-282	96906	.NUT, PLAIN.....	EA	2
14	7	PAOZZ	5310-00-809-8544	MS27183-7	96906	.WASHER, FLAT	EA	2
14	8	PAOZZ	5340-00-754-0996	MS21919-6	96906	.CLAMP LOOP CUSHIONED	EA	2
14	9	XBHZZ		7705361	81902	.PANEL, RECESSED TUBE	EA	1



SIDE VIEW



FRONT VIEW

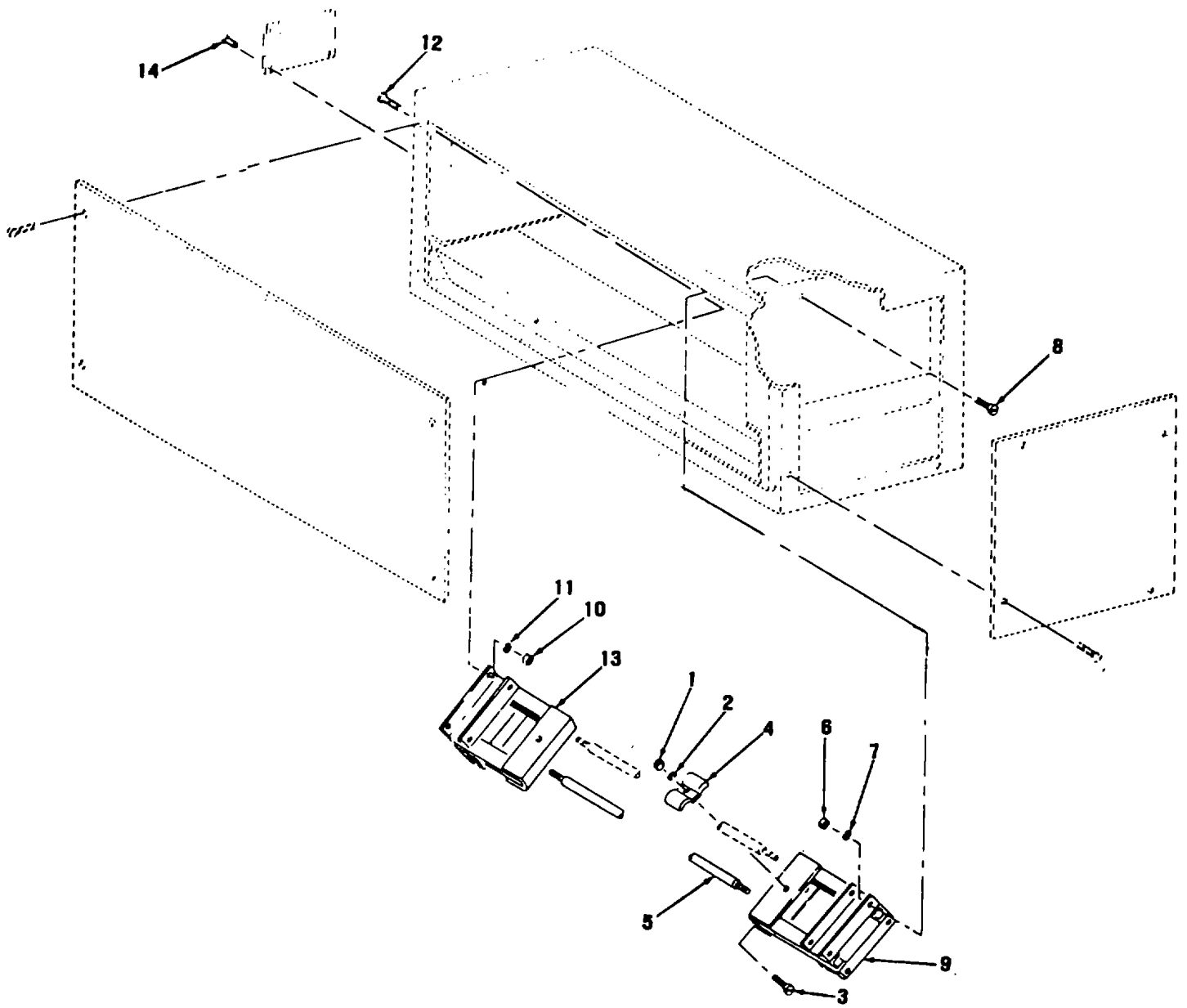
TS 3610-203-34P/15

Figure 15. Air Conditioner - Side and Front Views

SECTION II

TM 10-3610-203-34P

(1) ILLUSTRATION		(2)	(3)	(4)	(5)	(6)	(7)	(8)
(a) FIG NO.	(b) ITEM NO.	SMR CODE	FEDERAL STOCK NUMBER	PART NUMBER	FSCM	DESCRIPTION USABLE ON CODE	U/M	QTY INC IN UNIT
15	1	PAOZZ	5305-00-754-4451	MS24618-29	96906	.SCREW, MACHINE	EA	3
15	2	PAOZZ	5310-00-809-8544	MS27183-7	96906	.WASHER, FLAT	EA	3
15	3	XBOZZ	5340-00-975-1440	HP6N	09922	.CLAMP, LOOP	EA	3
15	4	PAFZZ	5305-00-993-1848	MS35207-265	96906	.SCREW, MACHINE	EA	4
15	5	PAFZZ'	5310-00-809-8546	MS27183-8	96906	.WASHER, FLAT	EA	4
15	6	XBFZZ	5310-00-569-3466	MS27130S26	96906	.NUT, BLIND, RIVET	EA	2
15	7	PAFZZ	5340-00-781-5804	21-40410-16	94222	.INSERT, SCREW THREAD	EA	2
15	8	XBFZZ		8703443-501-	81902	.BOX ASSY, CONTROL.....	EA	1
15	9	PAHZZ	5310-00-997-1888	MS35649-2252	96906	.NUT, PLAIN, HEXAGON.....	EA	8
15	10	PAHZZ	5310-00-407-9566	MS35338-45	96906	.WASHER, LOCK.....	EA	8
15	11	PAHZZ	5306-00-225-9089	MS90726-34	96906	.SCREW, CAP, HEXAGON	EA	8
15	12	PAHZZ	5310-00-081-4219	MS7183-12	96906	.WASHER, FLAT	EA	8
15	13	XBHZZ		7705235-501	81902	.BOX, ASSEMBLY TIE	EA	1
15	14	PAFZZ		MS5106B24-105	96906	.CONNECTOR, PLUG ELECTRICAL 90 DEGREE.....	EA	1
15	15	XBFZZ	6150-00-111-2679	58715B	04009	.CABLE ASSEMBLY	EA	1



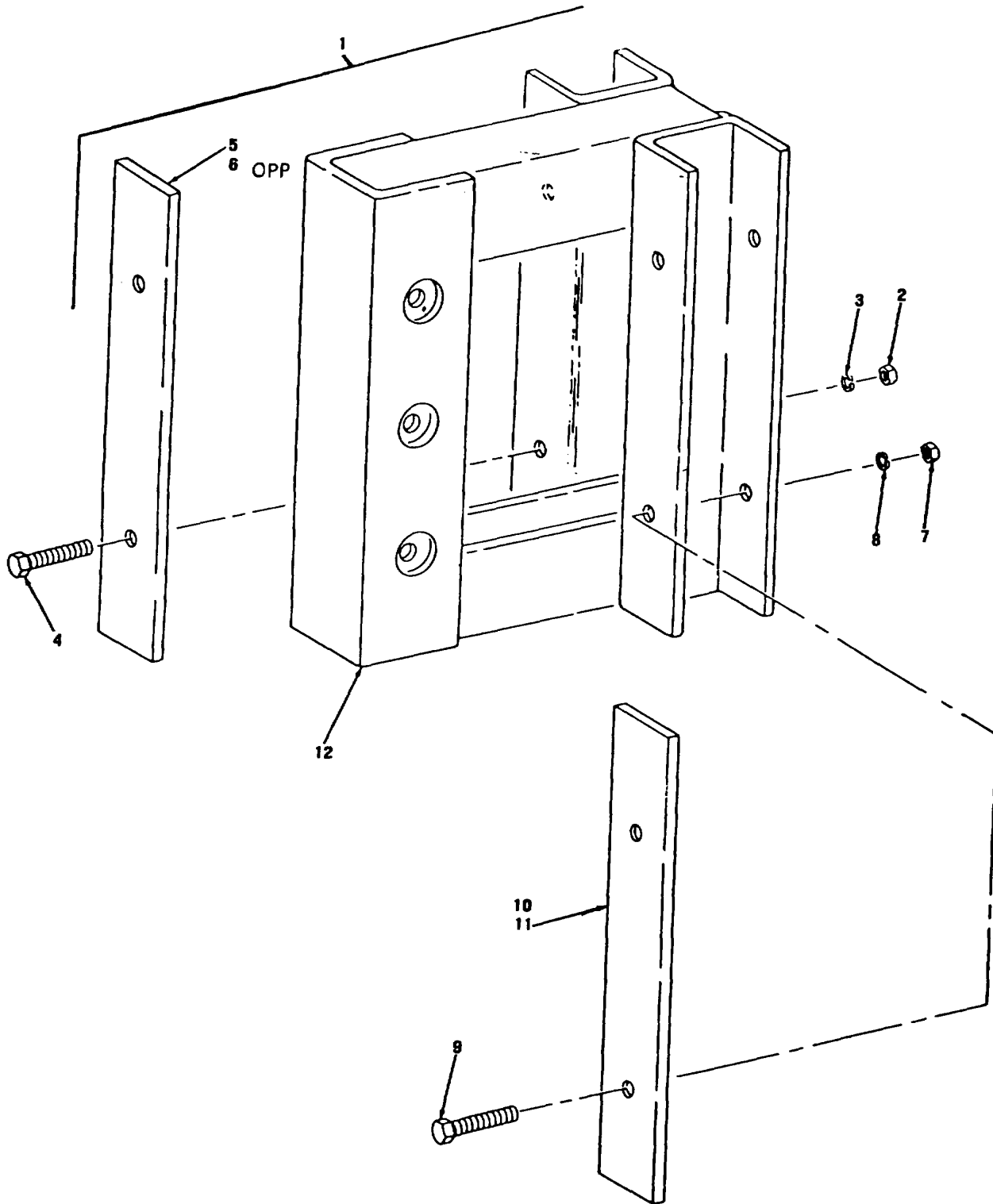
TS 3610-203-34P/16

Figure 16. Evaporator Heating Assembly

SECTION II

TM 10-3610-203-34P

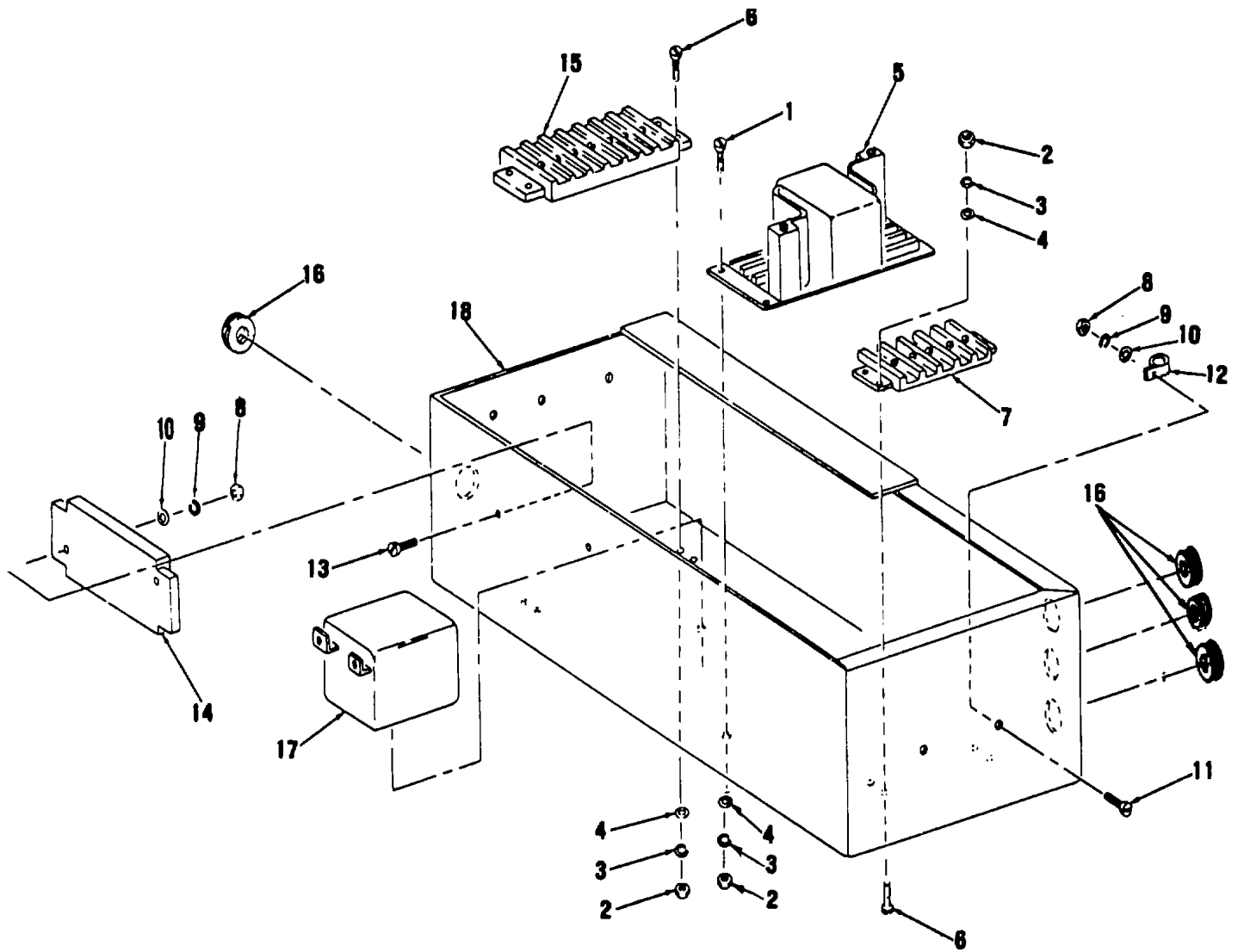
(1) ILLUSTRATION		(2)	(3)	(4)	(5)	(6)	(7)	(8)
(a) FIG NO.	(b) ITEM NO.	SMR CODE	FEDERAL STOCK NUMBER	PART NUMBER	FSCM	DESCRIPTION USABLE ON CODE	U/M	QTY INC IN UNIT
16		XBHZZ		8703479-501	81902	EVAPORATOR, FAN	EA	1
16	1	PAHZZ	5310-00-655-6534	511-101800-50	78189	.NUT, EXTENDED, LOCK.....	EA	6
16	2	PAHZZ	5310-00-019-0670	MS35333-106	96906	.WASHER, LOCK.....	EA	12
16	3	PAHZZ	5305-00-989-7435	MS35207-264	96906	.SCREW, MACHINE	EA	6
16	4	PAHZZ	5340-00-113-1603	MTC427	75272	.CLAMP, RETAINING ELEMENTS.....	EA	6
16	5	PAHZZ		T12845	65586	.HEATING ELEMENT	EA	6
16	6	PAHZZ	5310-00-934-9751	MS35650-302	96906	.NUT, PLAIN, HEXAGON.....	EA	4
16	7	PAHZZ	5310-00-045-3296	MS34228-43	96906	.WASHER, LOCK.....	EA	4
16	8	PAHZZ	5305-00-989-7434	MS35207-263	96906	.SCREW, MACHINE	EA	4
16	9	XBHZZ		7705207-502	81902	.BRACKET, HEATER ASSY LEFT HAND	EA	1
16	10	PAHZZ	5310-00-934-9751	MS35650-302	96906	.NUT, PLAIN, HEXAGON.....	EA	4
16	11	PAHZZ	5310-00-045-3296	MS35338-43	96906	.WASHER, LOCK.....	EA	4
16	12	PAHZZ	5305-00-989-7434	MS35207-263	96906	.SCREW, MACHINE	EA	4
16	13	XBHZZ		7705207-503	81902	.BRACKET, HEATER ASSY RIGHT HAND	EA	1
16	14	PAHZZ	5320-00-957-3582	AD425S	07707	.RIVET, BLIND	EA	4



TS 3610-203-34P/17

Figure 17. Heating Element Bracket Assembly

(1) ILLUSTRATION		(2)	(3)	(4)	(5)	(6) DESCRIPTION	(7)	(8)
(a) FIG NO.	(b) ITEM NO.	SMR CODE	FEDERAL STOCK NUMBER	PART NUMBER	FSCM	USABLE ON CODE	U/M	QTY INC IN UNIT
17	1	XBHZZ		7705207-503	81902	BRACKET, HEATER ASSY RH.....	EA	1
17	1	XBHZZ		7705207-503	81902	BRACKET, HEATER ASSY LH.....	EA	1
17	2	PAHZZ	5310-00-934-9751	MS35650-302	96906	.NUT, PLAIN, HEXAGON.....	EA	4
17	3	PAHZZ	5310-00-045-3296	MS35338-43	96906	.WASHER, LOCK.....	EA	4
17	4	PAHZZ	5305-00-989-7434	MS35207-263	96906	.SCREW, MACHINE.....	EA	4
17	5	PAHZZ	4120-00-689-5255	5706022-1	81902	.INSULATOR, PLATE.....	EA	1
17	6	PAHZZ	4130-00-482-6914	5706022-2	81902	.INSULATOR, PLATE LH.....	EA	1
17	7	PAHZZ	5310-00-934-9751	MS356501-302	96906	.NUT, PLAIN, HEXAGON.....	EA	4
17	8	PAHZZ	5310-00-045-3296	MS35338-43	96906	.WASHER, LOCK.....	EA	4
17	9	PAHZZ	5305-00-989-7434	MS35207-263	96906	.SCREW, MACHINE.....	EA	4
17	10	PAHZZ		5706022-36	81902	.INSULATOR, PLATE RH.....	EA	1
17	11	PAHZZ	4120-00-482-6915	5706022-4	81902	.INSULATOR, PLATE RH.....	EA	1
17	12	XBHZZ		7705207-501	81902	.CHANNEL ASSEMBLY.....	EA	1



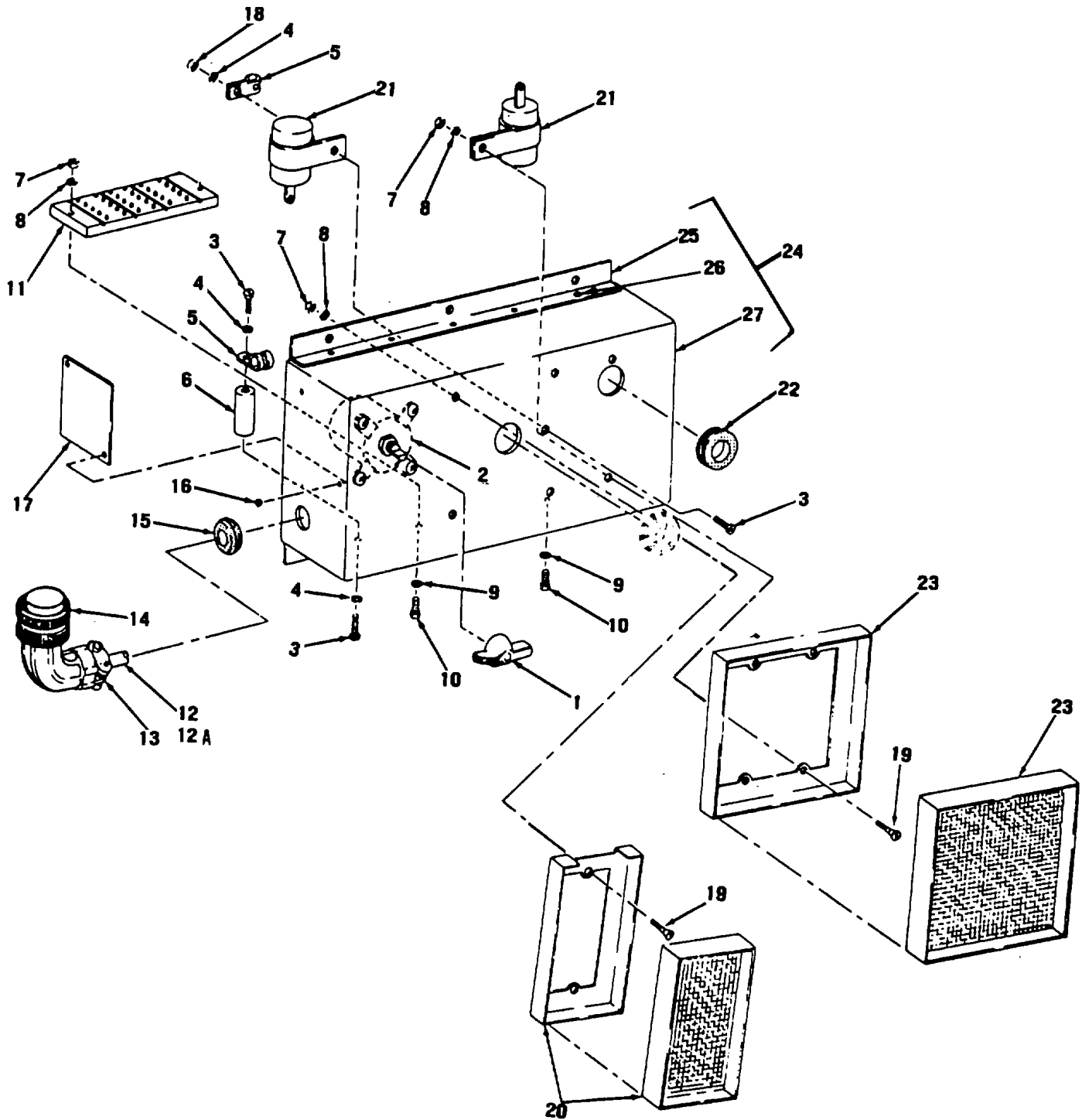
TS 3610-203-34P/18

Figure 18. Terminal Relay Box

SECTION II

TM 10-3610-203-34P

(1) ILLUSTRATION		(2)	(3)	(4)	(5)	(6)	(7)	(8)
(a) FIG NO.	(b) ITEM NO.	SMR CODE	FEDERAL STOCK NUMBER	PART NUMBER	FSCM	DESCRIPTION USABLE ON CODE	U/M	QTY INC IN UNIT
18		XBFZZ		8703459-501	81902	BOX ASSY, TERMINAL.....	EA	1
18	1	PAFZZ	5305-00-984-6191	MS35206-243	96906	.SCREW, MACHINE.....	EA	3
18	2	PAFZZ	5310-00-934-9757	MS35649-282	96906	.NUT, PLAIN, HEXAGON.....	EA	1
18	3	PAFZZ	5310-00-045-3299	MS35338-42	96906	.WASHER, LOCK.....	EA	3
18	4	PAFZZ	5310-00-809-8546	MS27183-8	96906	.WASHER, FLAT.....	EA	3
18	5	XBFZZ	6110-00-501-4668	CR105002	24443	.CONTACTOR.....	EA	1
18	6	PAFZZ	5305-00-984-6195	MS35206-247	96906	.SCREW, MACHINE.....	EA	4
18	7	XBFZZ		MILT55164	81349	.TERMINAL BOARD.....	EA	1
18	8	PAFZZ	5310-00-934-9747	MS35649-262	96906	.NUT, PLAIN, HEXAGON.....	EA	2
18	9	PAFZZ	5310-00-045-4007	MS34338-41	96906	.WASHER, LOCK.....	EA	2
18	10	PAFZZ	5310-00-082-1404	MS27183-6	96906	.WASHER, FLAT.....	EA	2
18	11	PAFZZ	5305-00-889-3000	MS35206-230	96906	.SCREW, MACHINE.....	EA	2
18	12	XBFZZ		NN6	02751	.CLAMP, LOOP.....	EA	2
18	13	PAFZZ	5305-00-889-3001	MS35206-231	96906	.SCREW, MACHINE.....	EA	2
18	14	XBFZZ		601-7	75382	.TERMINAL, BLOCK.....	EA	1
18	15	XBFZZ	5940-00-792-4182	602-6	75382	.TERMINAL BOARD.....	EA	1
18	16	PAFZZ	5325-00-281-1557	MS35489-17	96906	.GROMMET, NONMETALLIC.....	EA	1
18	17	PAFZZ	5945-00-957-4954	ABC11AY115V	77342	.RELAY, ELECTROMAGNET.....	EA	1
18	18	XBFZZ		8703455-501	81902	.BOX, FRAME.....	EA	1



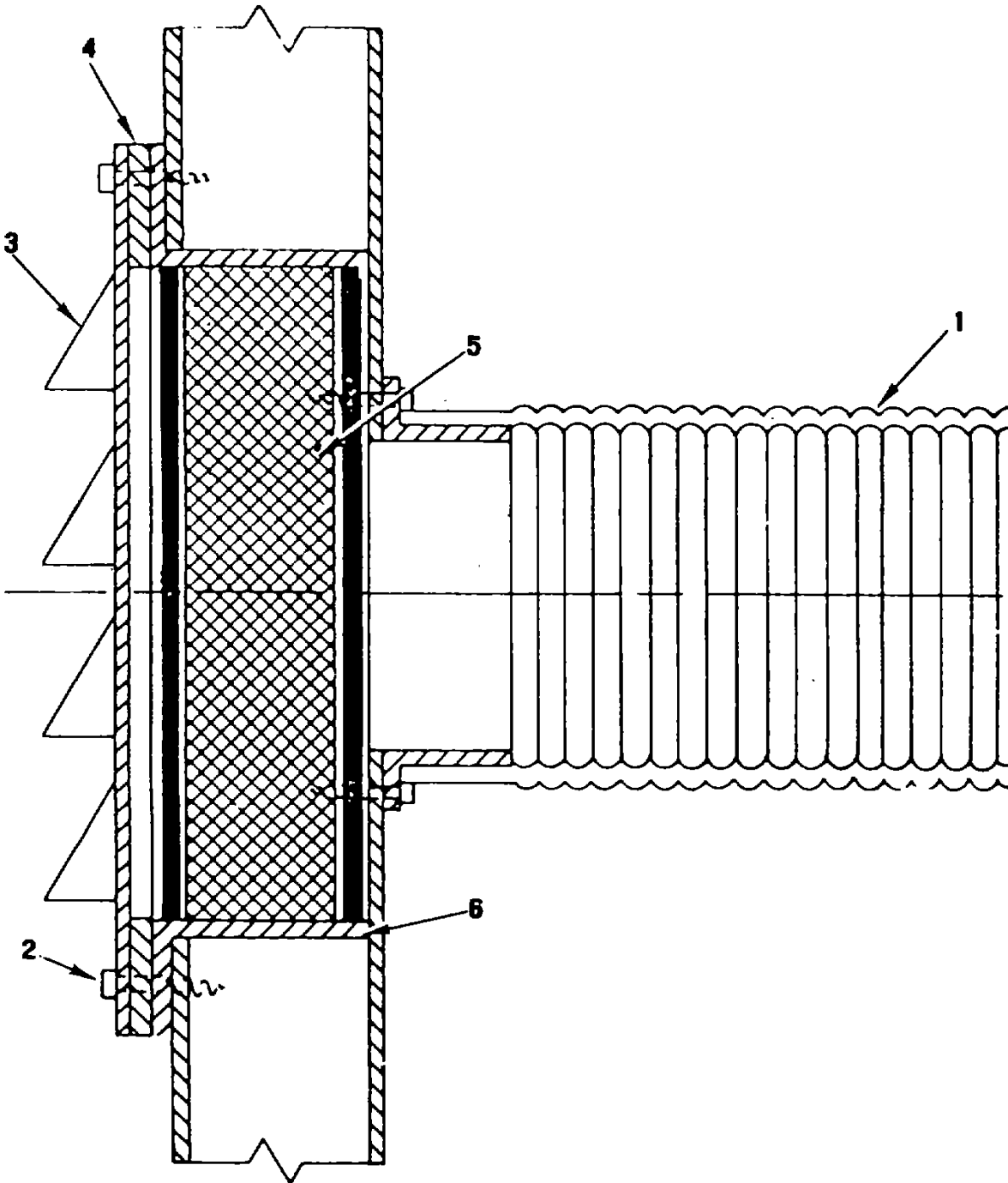
TS 3610-203-34P/19

Figure 19. Air Conditioner Control Box

SECTION II

TM 10-3610-203-34P

(1) ILLUSTRATION		(2)	(3)	(4)	(5)	(6)	(7)	(8)
(a) FIG NO.	(b) ITEM NO.	SMR CODE	FEDERAL STOCK NUMBER	PART NUMBER	FSCM	DESCRIPTION USABLE ON CODE	U/M	QTY INC IN UNIT
19		XBFZZ		7705214-501	51902	CONTROL BOX ASSY.....	EA	1
19	1	PAOZZ		80156-584	04009	.KNOB SWITCH.....	EA	1
19	2	PAFZZ	5930-00-548-9771	82378SD	04009	.SWITCH, ROTARY SELECTOR	EA	1
19	3	PAFZZ	5305-00-984-6193	MS35206-245	96906	.SCREW, MACHINE	EA	1
19	4	PAFZZ	5310-00-559-0070	MS35333-38	96906	.WASHER, LOCK.....	EA	1
19	5	PAFZZ	5340-00-542-4394	MS1919DG6	96906	.CLAMP, LOOP CUSHIONED	EA	1
19	6	XBFZZ		8367	83330	.INSULATOR, STANDOFF	EA	1
19	7	PAFZZ	5310-00-934-9747	MS35649-262	96906	.NUT, PLAIN, HEXAGON.....	EA	1
19	8	PAFZZ	5310-00-045-4007	MS35338-41	96906	.WASHER, LOCK.....	EA	1
19	9	PAFZZ	5310-00-983-8483	MS27183-5	96906	.WASHER, FLAT.....	EA	1
19	10	PAFZZ	5305-00-889-3000	MS35206-230	96906	.SCREW, MACHINE	EA	2
19	11	XBFZZ	5940-00-983-6050	600A9	75382	.TERMINAL BOARD	EA	1
19	12	PAFZZ	6150-00-113-0748	7703428-1	81902	.CABLE, PRINTING	EA	1
19	12A	PAFZZ	5310-00-019-0669	MS35333-105	96906	.WASHER, LOCK.....	EA	18
19	13	PAFZZ	5935-00-223-0572	MS3057-12A	96906	.CLAMP, CABLE	EA	1
19	14	PAFZZ	5935-00-552-3041	MS3108B20-22SC	96906	.CONNECTOR, PLUG	EA	1
19	15	PAFZZ	5325-00-290-6163	MS35489-13	96906	.GROMMET, RUBBER.....	EA	1
19	16	XBFZZ	5325-00-2825-8146	SE46	61957	.EYELET, METALLIC	EA	2
19	17	XBFZZ		5706021-1	81902	.INSULATOR, PLATE	EA	1
19	18	PAFZZ	5310-00-934-9757	MS35649-282	96906	.NUT, PLAIN, HEXAGON.....	EA	2
19	19	PAFZZ	5305-00-059-4553	MS35190-238	96906	.SCREW, MACHINE	EA	2
19	20	PAFZZ	6685-00-885-0640	HC101-0-1	64149	.HUMIDISTAT.....	EA	1
19	21	PAFZZ	5810-00-882-0556	CA37KFW104	81349	.CAPACITOR	EA	1
19	22	PAFZZ	5325-00-281-1557	MS35489-17	96906	.GROMMET, NONMETALLIC.....	EA	1
19	23	PAFZZ	5930-00-792-8243	TC154-0-4	05624	.SWITCH, THERMOSTATIC.....	EA	1
19	24	XBFZZ		8703443-501	81902	.BOX ASSEMBLY.....	EA	1
19	25	XBFZZ		8703443-2	81902	.BRACKET, ANGLE	EA	2
19	26	PAFZZ	5320-00-770-5565	MD424BS	07707	.RIVET, BLIND	EA	10
19	27	XBFZZ		8703443-1	81902	..CHASSIS, ELECTRICAL	EA	1



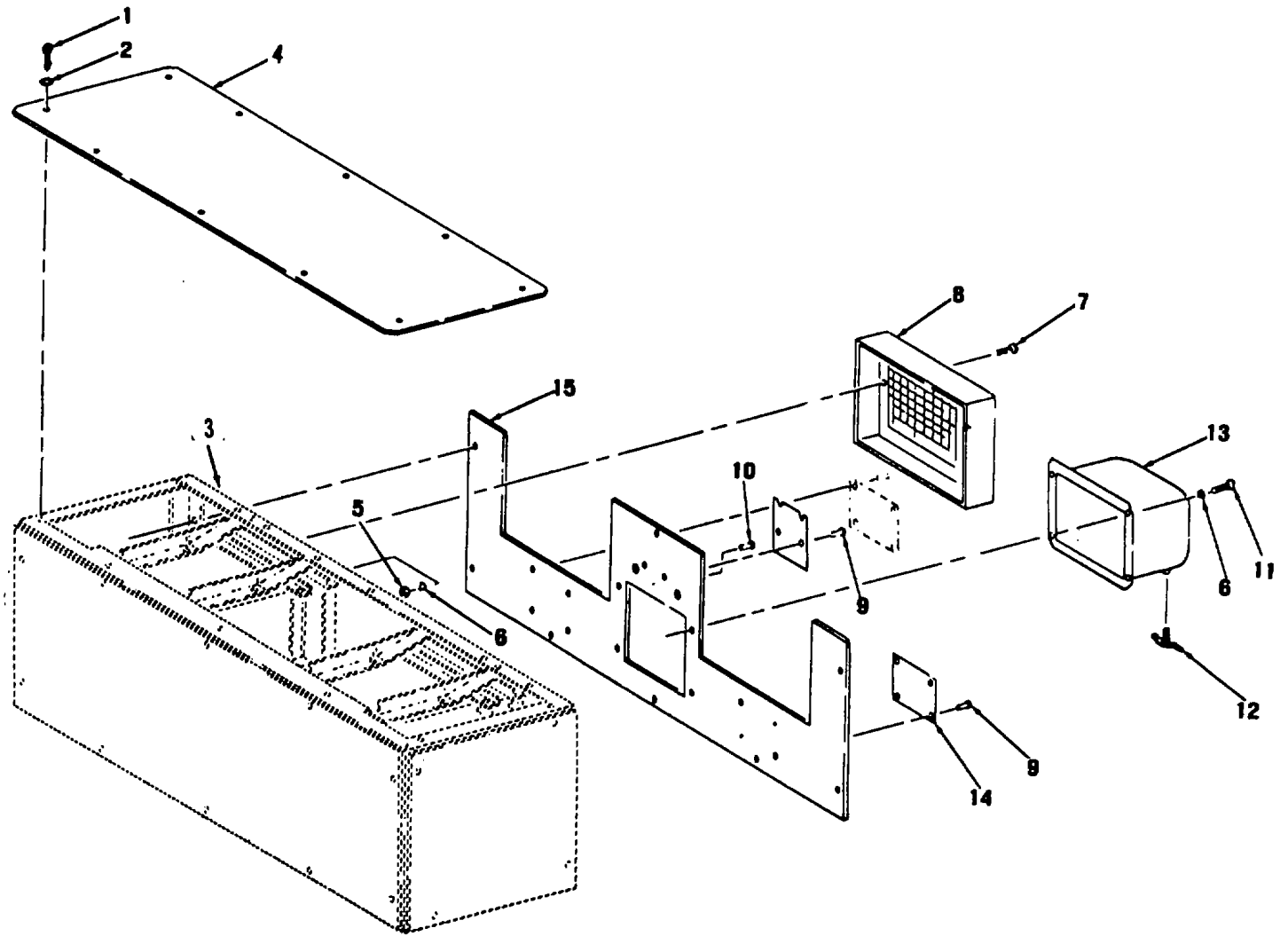
TS 3610-203-34P/20

Figure 20. Air Conditioner Intake Filter

SECTION II

TM 10-3610-203-34P

(1) ILLUSTRATION		(2)	(3)	(4)	(5)	(6)	(7)	(8)
(a) FIG NO.	(b) ITEM NO.	SMR CODE	FEDERAL STOCK NUMBER	PART NUMBER	FSCM	DESCRIPTION USABLE ON CODE	U/M	QTY INC IN UNIT
20	1	XBOZZ		TYPE86	79725	HOSE, DUCT 3 IN ID X 16-1/2 IN LONG.....	FT	1
20	2	PAOZZ	5305-00-432-4163	MS51861-24	96906	SCREW, TAPPING	EA	2
20	3	XBOZZ		6-1-5853-4	81337	LOUVER.....	EA	1
20	4	XBOZZ		6-1-5853-5	81337	GASKET, LOUVER	EA	1
20	5	PAOZZ	4130-00-860-0042	026-07407	66935	FILTER, AIR MATERIAL SIZE 5-3/4 IN X 5-3/4 IN X 1 IN THICK	IN	1
20	6	XBHZZ		6-1-5853	81337	FRAME, LOUVER	EA	1



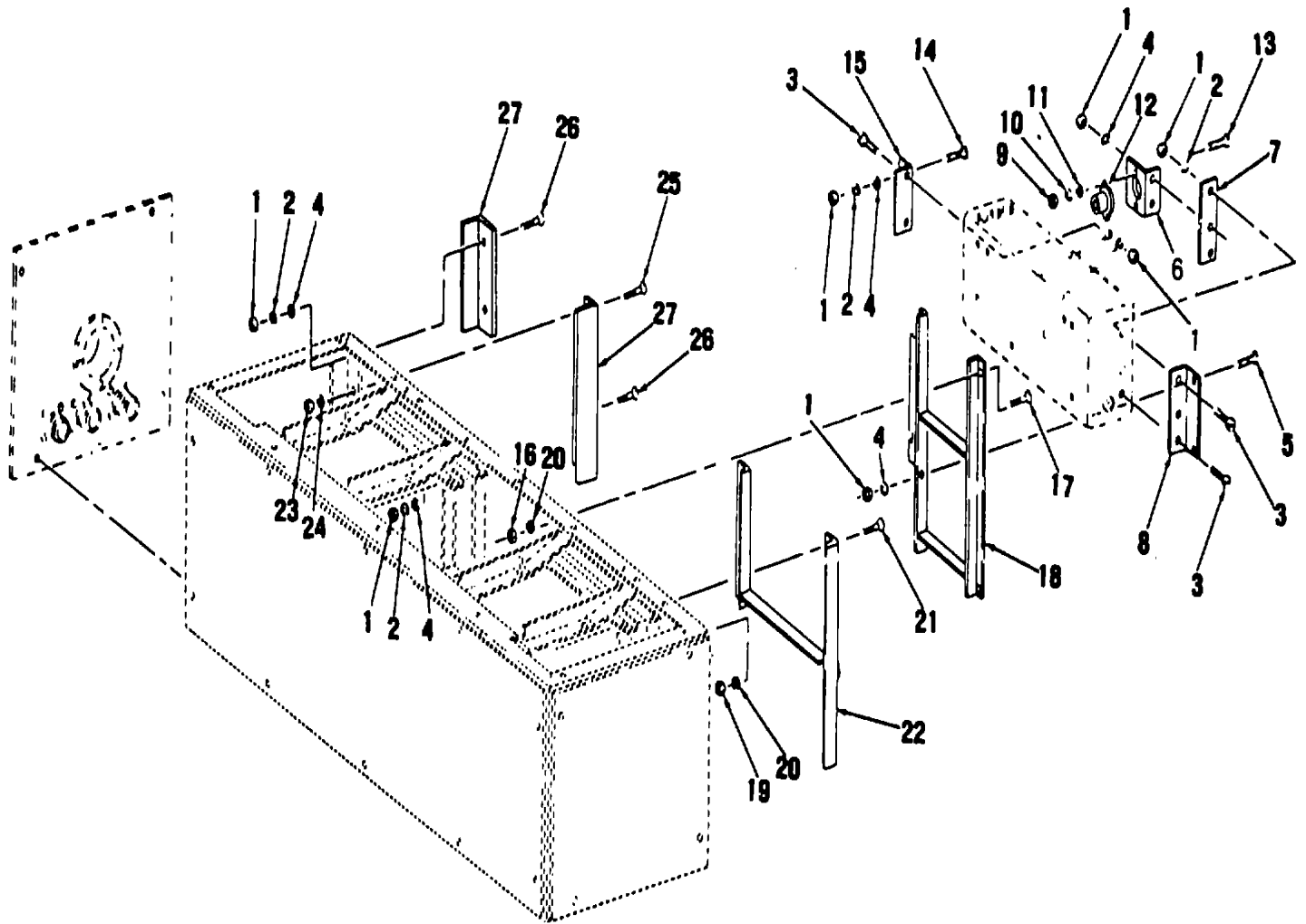
TS 3610-203-34P/21

Figure 21. Panels, Evaporator Section

SECTION II

TM 10-3610-203-34P

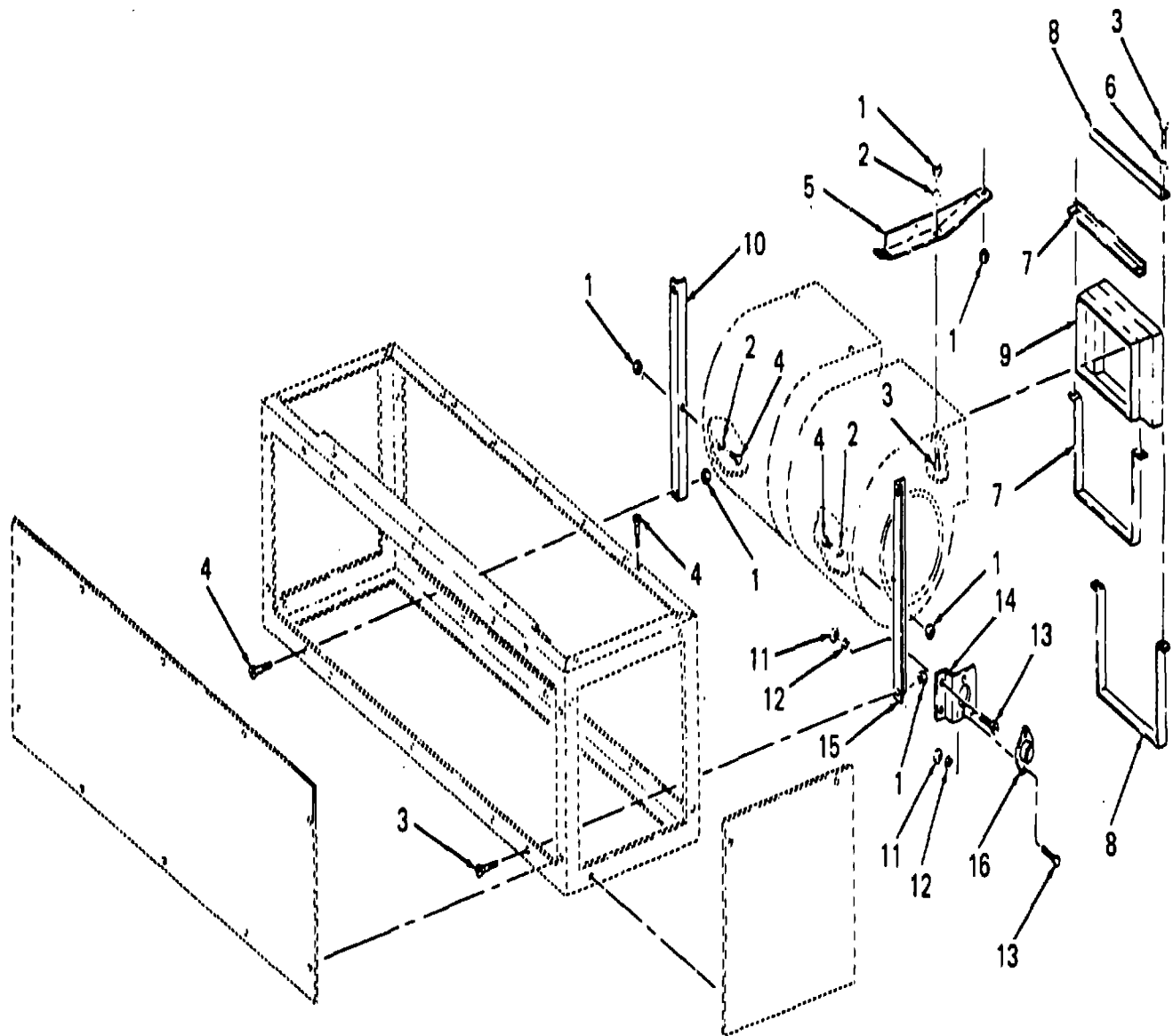
(1) ILLUSTRATION		(2)	(3)	(4)	(5)	(6)	(7)	(8)
(a) FIG NO.	(b) ITEM NO.	SMR CODE	FEDERAL STOCK NUMBER	PART NUMBER	FSCM	DESCRIPTION USABLE ON CODE	U/M	QTY INC IN UNIT
21		XBHZZ		8703460-501	81902	EVAPORATOR SECTION	EA	1
21	1	PAHZZ	5305-00-754-4451	MS24618-29	96906	SCREW, TAP, THD	EA	12
21	2	PAHZZ	5310-00-809-8544	MS27183-7	96906	WASHER, FLAT	EA	12
21	3	XBHZZ		7705234-2	81902	GASKET, COVER	EA	1
21	4	XBHZZ		7705234-1	819025	COVER, TOP	EA	1
21	5	PAOZZ	5310-00-934-9757	MS35649-282	96906	NUT, PLAIN, HEXAGON.....	EA	2
21	6	PAOZZ	5310-00-045-3299	MS35338-42	96906	WASHER, LOCK.....	EA	2
21	7	PAOZZ	5305-954-2728	MS5190-255	96906	SCREW, MACHINE	EA	2
21	8	XBOZZ		EDD3-3-4	00732	GRILL, AGITAIR.....	EA	2
21	9	PAOZZ	5320-00-957-3582	AD42S	07707	RIVET, BLIND	EA	4
21	10	PAOZZ	5320-00-770-5111	AD41ABS	07707	RIVET, BLIND	EA	2
21	11	PAOZZ	5305-00-984-6193	MS35206-245	96906	SCREW, MACHINE	EA	4
21	12	PAOZZ	4820-00-275-2224	MS35783-1	96906	DRAIN COCK.....	EA	1
21	13	PAOZZ	4520-00-111-5231	MODEL 65	25795	HUMIDIFIER.....	EA	1
21	14	XBOZZ		5706178	81902	PLATE	EA	1
21	15	XBOZZ		8703446-501	81902	PANEL, FRONT MODIFIED.....	EA	1



TS 3610-203-34P/22

Figure 22. Terminal Box Mounting, Fan Evaporator Section

(1) ILLUSTRATION		(2)	(3)	(4)	(5)	(6)	(7)	(8)
(a) FIG NO.	(b) ITEM NO.	SMR CODE	FEDERAL STOCK NUMBER	PART NUMBER	FSCM	DESCRIPTION USABLE ON CODE	U/M	QTY INC IN UNIT
22	1	PAFZZ	5310-00-934-9757	MS35649-282	96906	.NUT, PLAIN, HEXAGON.....	EA	2
22	2	PAFZZ	5310-00-045-32299	MS35338-42	96906	.WASHER, LOCK.....	EA	2
22	3	PAFZZ	5305-00-984-6194	MS35206-246	96906	.SCREW, MACHINE.....	EA	2
22	4	PAFZZ	5310-00-809-8544	MS27183-7	96906	.WASHER, FLAT.....	EA	2
22	5	PAFZZ	5305-00-954-2728	MS35190-255	96906	.SCREW, MACHINE.....	EA	2
22	6	XBHZZ		5706014	81902	.BRACKET, ANGLE.....	EA	1
22	7			5706044	81902	.SPACER, PLATE.....	EA	1
22	8	XBHZZ		5706011	81902	.BRACKET, ANGLE.....	EA	1
22	9	PAHZZ	5310-00-934-9747	MS35649-262	96906	.NUT, PLAIN, HEXAGON.....	EA	2
22	10	PAHZZ	5310-00-045-4007	MS35338-41	96906	.WASHER, LOCK.....	EA	2
22	11	PAHZZ	5310-00-983-8483	MS27183-5	96906	.WASHER, FLAT.....	EA	2
22	12	PAFZZ	5935-00-502-1915	7474	74545	.CONNECTOR, ELEC.....	EA	1
22	13	PAFZZ	5305-00-889-3000	MS35206-230	96906	.SCREW, MACHINE.....	EA	2
22	14	PAFZZ	5305-00-984-6193	MS35206-245	96906	.SCREW, MACHINE.....	EA	3
22	15	XBHZZ		5706013	81902	.BRACKET, ANGLE.....	EA	1
22	16	PAHZZ	5310-00-984-6610	79NTE040	72962	.NUT, SELF-LOCKING.....	EA	4
22	17	PAHZZ	5305-00-958-5246	MS35190-289	96906	.SCREW, MACHINE.....	EA	4
22	18	XBHZZ		5706010-501	81902	.MOUNT, HUMIDIFIER.....	EA	1
22	19	PAHZZ	5310-00-208-9255	79NM02	72962	.NUT, SELF-LOCKING.....	EA	4
22	20	PAHZZ	5310-00-809-8546	MS27183-8	96906	.WASHER, FLAT.....	EA	4
22	21	PAHZZ	5305-00-984-7342	MS35191-274	96906	.SCREW, MACHINE.....	EA	4
22	22	XBHZZ		7705203-501	81902	.FRAME ASSEMBLY.....	EA	1
22	23	PAHZZ	5310-00-208-9255	79NM02	72962	.NUT, SELF-LOCKING.....	EA	1
22	24	PAHZZ	5310-00-809-8546	MS27183-8	96906	.WASHER, FLAT.....	EA	2
22	25	PAHZZ	5305-00-984-7342	MS35191-274	96906	.SCREW, MACHINE.....	EA	1
22	26	PAHZZ	5305-00-954-2728	MS35190-255	96906	.SCREW, MACHINE.....	EA	1
22	27	XBHZZ		5706009-501	81902	.BRACKET ASSY ANGLE.....	EA	1



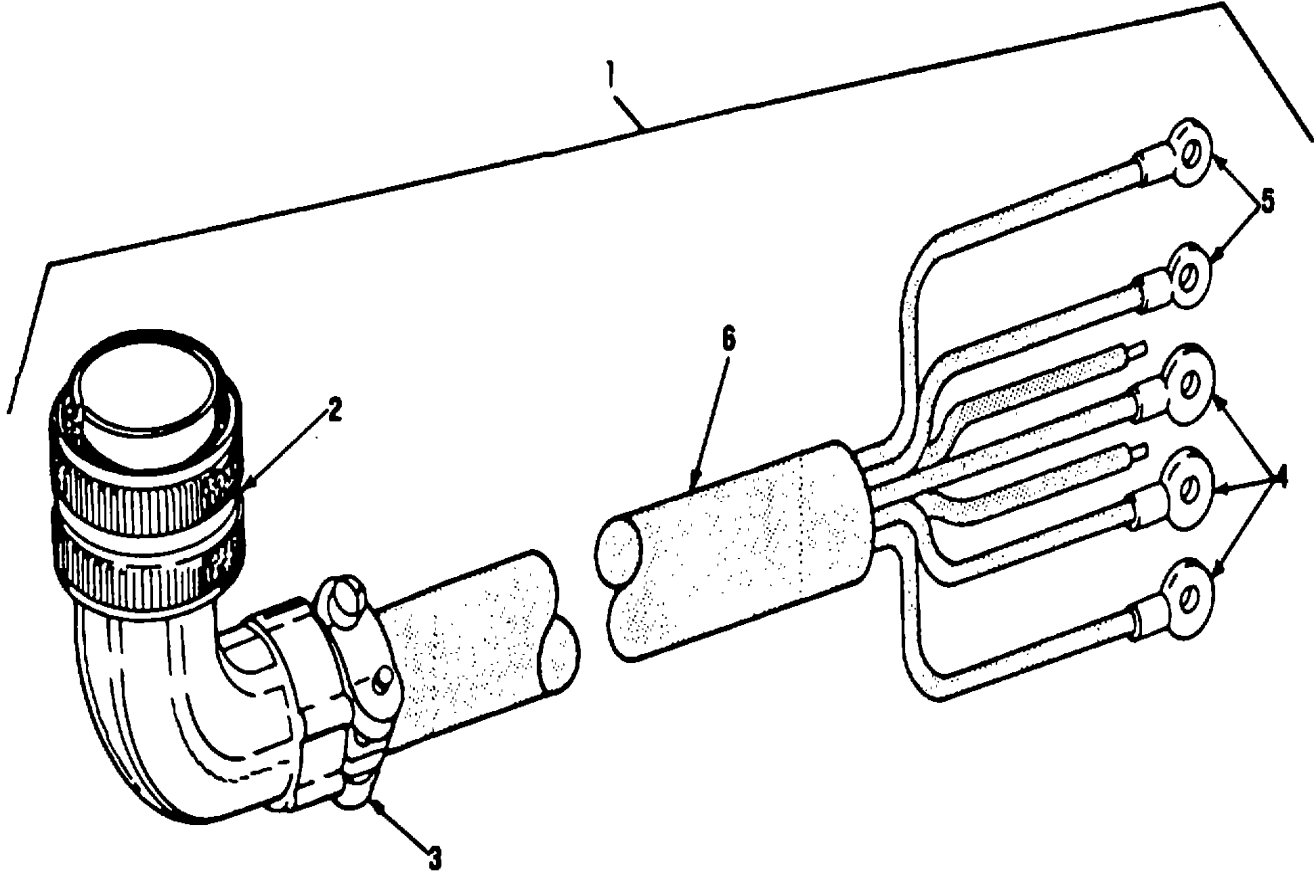
TS 3610-203-34P/23

Figure 23. Fan Housing Mounting, Fan Evaporator Section

SECTION II

TM 10-3610-203-34P

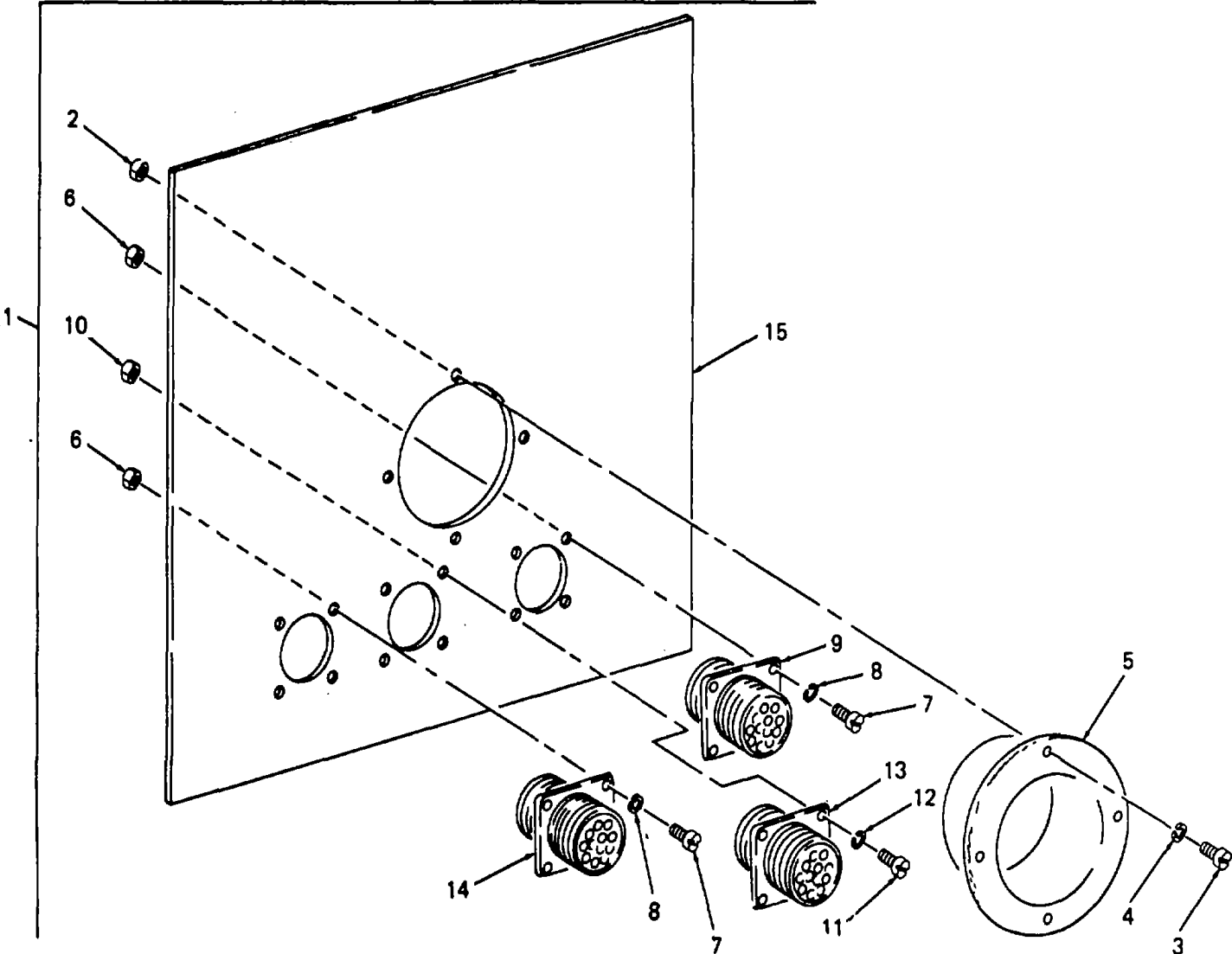
(1) ILLUSTRATION		(2)	(3)	(4)	(5)	(6)	(7)	(8)
(a) FIG NO.	(b) ITEM NO.	SMR CODE	FEDERAL STOCK NUMBER	PART NUMBER	FSCM	DESCRIPTION USABLE ON CODE	U/M	QTY INC IN UNIT
23	1	PAHZZ	5310-00-208-9255	79NM02	72962	.NUT, SELF-LOCKING.....	EA	8
23	2	PAHZZ	5310-00-809-8546	MS27183-8	96906	.WASHER, FLAT.....	EA	8
23	3	PAHZZ	5305-00-993-1848	MS35207-265	96906	.SCREW, MACHINE FIRE EXTINGUISHER MTG, NO.10-32 THD SIZE .3/4 IN. LG, CADMIUM PLATED.....	EA	8
23	4	PAHZZ	5305-00-984-7342	MS35191-274	96906	.SCREW, MACHINE.....	EA	4
23	5	XBHZZ		7705200	81902	.BRACKET ASSEMBLY.....	EA	4
23	6	PAHZZ	5310-00-045-3296	MS25338-43	96906	.WASHER, LOCK.....	EA	4
23	7	XBHZZ		5706006-1	81902	.CLAMP, HALF, ANGLE.....	EA	2
23	8	XBHZZ		7705202-501	81902	.CLAMP, ASSY, LOOP.....	EA	2
23	9	XBHZZ		7705201	81902	.DUCT, FLEXIBLE.....	EA	2
23	10	XBHZZ		5706005-2	81902	.BRACKET, ANGLE RIGHT HAND.....	EA	1
23	11	PAFZZ	5310-00-934-9757	MS35649-282	96906	.NUT, PLAIN, HEXAGON.....	EA	2
23	12	PAFZZ	5310-00-049-3299	MS35338-42	96906	.WASHER, LOCK.....	EA	2
23	13	PAFZZ	5305-00-984-6193	MS35206-245	96906	.SCREW, MACHINE.....	EA	2
23	14	XBFZZ		5706012	81902	.BRACKET, THERMOSTAT.....	EA	1
23	15	XBHZZ		5706005-1	81902	.BRACKET, ANGLE LEFT HAND.....	EA	1
23	16	PAFZZ	5930-00-082-0762	11T21	81439	.SWITCH, THERMAL.....	EA	1



TS 3610-203-34P/24

Figure 24. Special Purpose Electrical Cable Assembly, Evaporator to Compressor

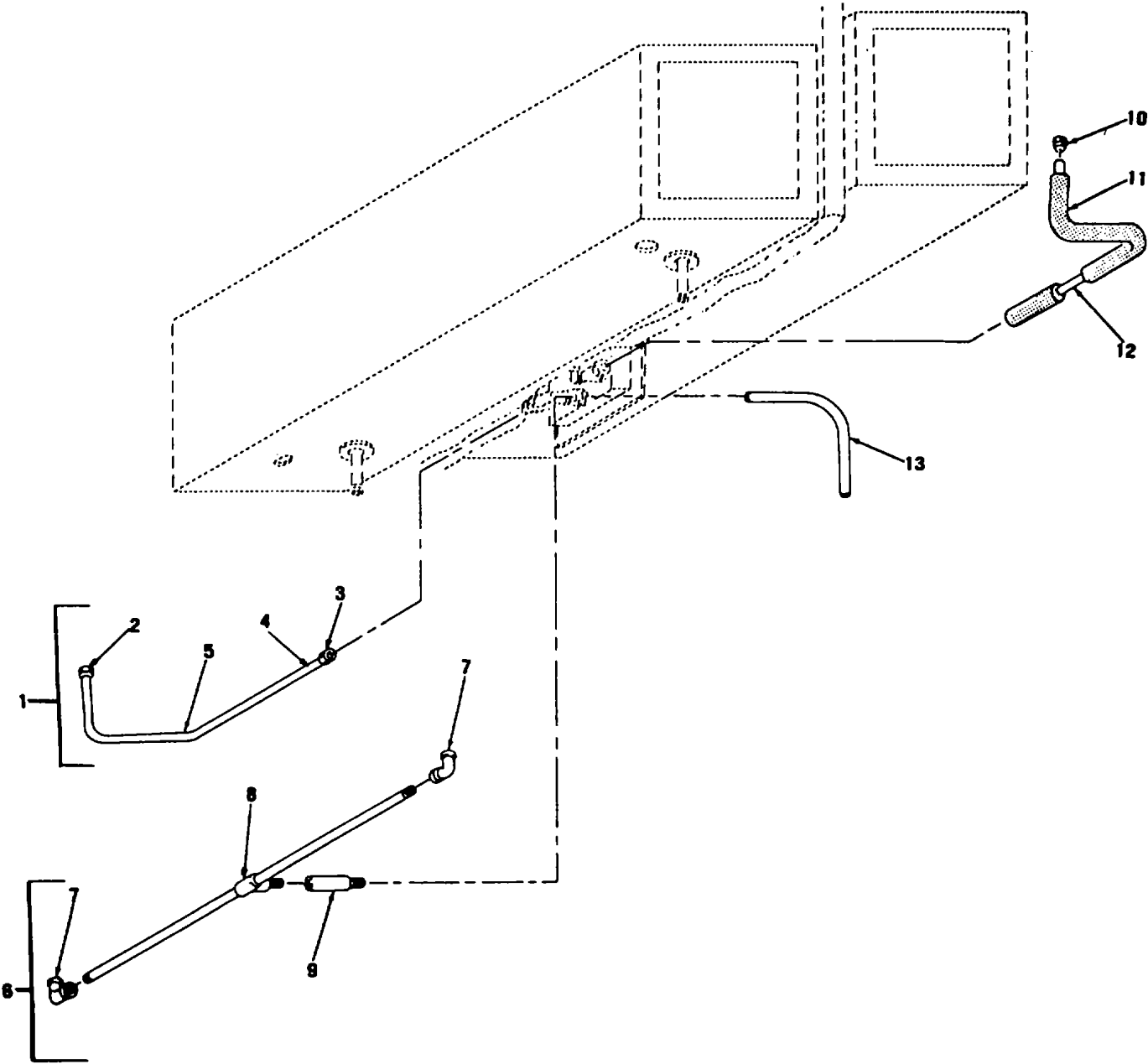
(1) ILLUSTRATION		(2)	(3)	(4)	(5)	(6)	(7)	(8)
(a) FIG NO.	(b) ITEM NO.	SMR CODE	FEDERAL STOCK NUMBER	PART NUMBER	FSCM	DESCRIPTION USABLE ON CODE	U/M	QTY INC IN UNIT
24	1	MFFZZ		77055364-501	81902	..CABLE ASSEMBLY	EA	1
24	2	PAFZZ	5935-00-241-0243	MS3108B20-15P	96906	..CONNECTOR	EA	1
24	3	PAFZZ	5935-00-283-3394	MS3057-12B	96906	..CLAMP	EA	1
24	4	PAFZZ	5940-00143-4774	MS25036-153	96906	..TERMINAL	EA	3
24	5	PAFZZ	5940-00-113-8179	MS25036-107	96906	..TERMINAL	EA	2
24	6	PAFZZ		NW714J	04569	..CABLE 12 FT REQUIRED	FT	V



TS 3610-203-34P/25

Figure 25. Electrical Connector and End Panel

(1) ILLUSTRATION		(2)	(3)	(4)	(5)	(6)	(7)	(8)
(a) FIG NO.	(b) ITEM NO.	SMR CODE	FEDERAL STOCK NUMBER	PART NUMBER	FSCM	DESCRIPTION USABLE ON CODE	U/M	QTY INC IN UNIT
25	1	XBHZZ		7705241-501	81902	PANEL, END ASSY	EA	1
25	2	PAHZZ	5310-00-934-9754	MS35650-382	96906	.NUT, PLAIN, HEXAGON.....	EA	4
25	3	PAHZZ	5305-00-958-4358	MS35207-243	96906	.SCREW, MACHINE	EA	4
25	4	PAHZZ	5310-00-045-3299	MS35338-42	96906	.WASHER, LOCK.....	EA	4
25	5	XBHZZ		7703415	96906	.FLANGE, DUCT	EA	1
25	6	PAHZZ	5310-00-934-9734	MS35650-342	96906	.NUT, PLAIN, HEXAGON.....	EA	4
25	7	PAHZZ	5305-00-958-4348	MS35207-217	96906	.SCREW, MACHINE	EA	4
25	8	PAHZZ	5310-00-543-2410	MS35338-40	96906	.WASHER, LOCK.....	EA	4
25	9	PAHZZ	5935-00-646-6664	MS3100R20-15SC	96906	.CONNECTOR	EA	1
25	10	PAHZZ	5310-00-934-9755	MS35650-362	96906	.NUT, PLAIN, HEXAGON.....	EA	4
25	11	PAHZZ	5305-00-958-4354	MS35207-230	96906	.SCREW, MACHINE	EA	4
25	12	PAHZZ	5310-00-045-4007	MS35338-41	96906	.WASHER, LOCK.....	EA	4
25	13	PAHZZ	5310-00-847-3964	MS3100R24-10P	96906	.CONNECTOR	EA	1
25	14	XBHZZ	5935-00439-0266	MS3100R22-20SC	96906	.CONNECTOR	EA	1
25	15	XBOZZ		7703413	81902	.PANEL, END MODIFIED.....	EA	1
					57			



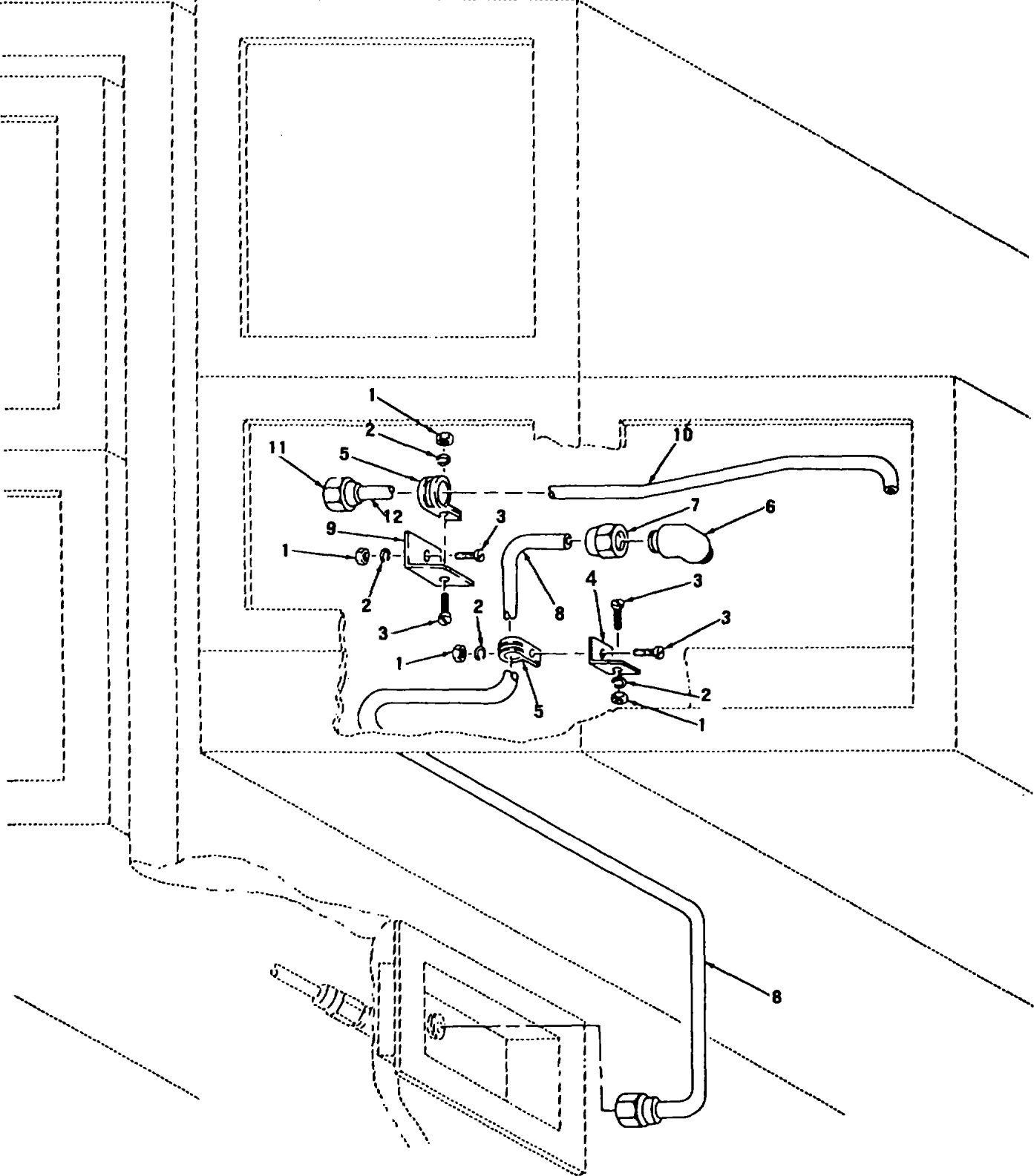
TS 3610-203-34P/26

Figure 26. Condensate and Refrigeration Tubing Assemble

SECTION II

TM 10-3610-203-34P

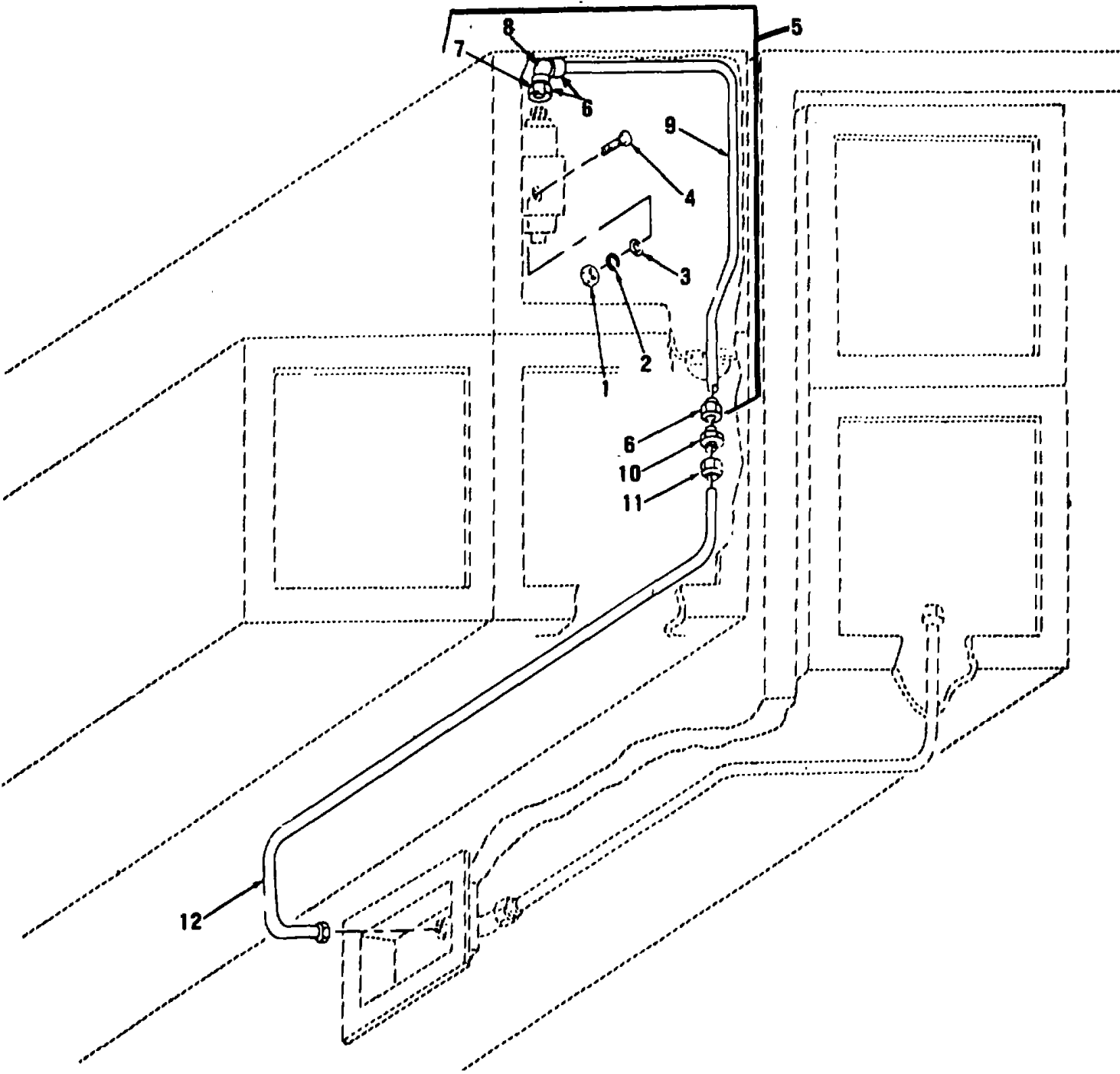
(1) ILLUSTRATION		(2)	(3)	(4)	(5)	(6)	(7)	(8)
(a) FIG NO.	(b) ITEM NO.	SMR CODE	FEDERAL STOCK NUMBER	PART NUMBER	FSCM	DESCRIPTION USABLE ON CODE	U/M	QTY INC IN UNIT
26	1	MFFZZ		5706104-501	81902	TUBING ASSEMBLY MANUFACTURE FROM.....	EA	1
26	2	PAFZZ	4730-00-189-2739	A5052	41947	.NUT	EA	1
26	3	PAFZZ	4730-00-952-3119	11240409-19	17773	.NUT	EA	1
26	4	PAFZZ		6TXB	45681	.SLEEVE	EA	1
26	5	PAFZZ	4710-00-203-3172	WWT775	81348	.TUBE 32 IN. REQUIRED	FT	V
26	6	MFFZZ		5706107-501	81902	TUBING ASSY, METAL MANUFACTURE FROM.....	EA	1
26	7	PAFZZ		BEB12B	45681	.ELBOW, TUBE.....	EA	1
26	8	PAFZZ	4730-00-263-6472	MS35925-5	96906	.TEE, TUBE	EA	1
26	9	MFFZZ		7705368-2	81902	.TUBE, COUPLING	EA	1
26	10	PAFZZ	4730-00-189-2742	A5157	41947	.NUT, SLEEVE, COUPLING	EA	1
26	11	XBFZZ		R180HASTKSBE41-42	82942	.INSULATION SLEEVING.....	EA	1
26	12	PAFZZ	4710-00-203-3174	WWT775	81348	.TUBING, METAL.....	EA	1
26	13	PAFZZ	4710-00-203-3173	WWT775	81348	.TUBE 16 3-8 IN. REQUIRED.....	FT	V



TS 3610-203-34P/27

Figure 27. Refrigeration Tubing Assemblies

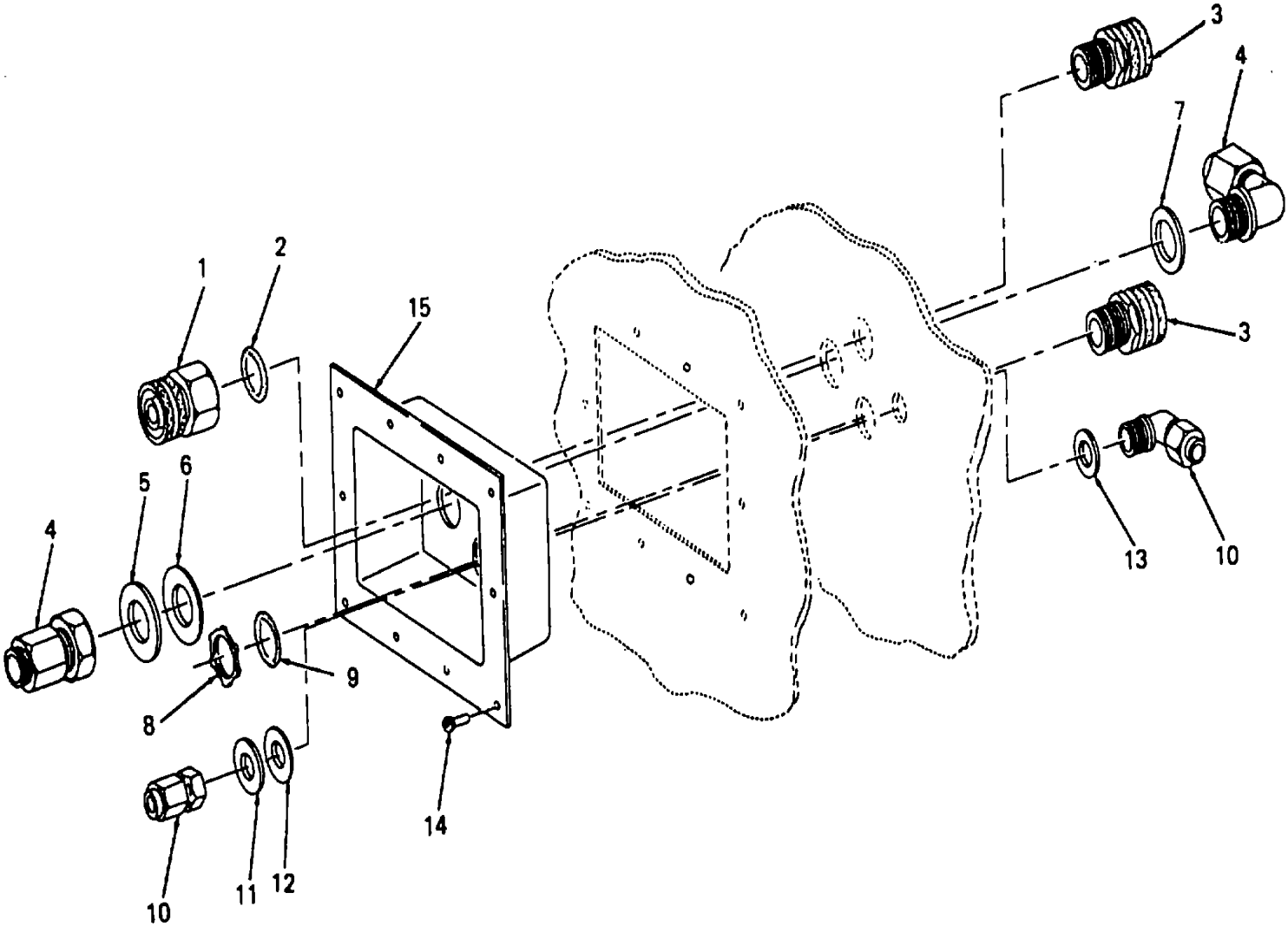
(1) ILLUSTRATION		(2)	(3)	(4)	(5)	(6)	(7)	(8)
(a) FIG NO.	(b) ITEM NO.	SMR CODE	FEDERAL STOCK NUMBER	PART NUMBER	FSCM	DESCRIPTION USABLE ON CODE	U/M	QTY INC IN UNIT
27	1	PAFZZ	5310-00-934-9757	MS35649-282	96906	NUT, PLAIN, HEXAGON.....	EA	1
27	2	PAFZZ	5310-00-045-3299	MS35338-42	96906	WASHER	EA	1
27	3	PAFZZ	5305-00-984-6193	MS35206-245	96906	SCREW, MACHINE	EA	1
27	4	XBFZZ		5706176-1	81902	BRACKET, ANGLE	EA	1
27	5	XDFZZ	5340-00-428-0087	MS21104010	96906	CLAMP, LOOP CUSHIONED	EA	1
27	6	PAFZZ	4730-00-954-2638	A6611	41947	ELBOW, TUBE	EA	1
27	7	PAFZZ	4730-00-189-2742	A5157	41947	NUT, COUPLING	EA	1
27	8	XBFZZ		5706103	81902	TUBING, METAL.....	EA	1
27	9	XBFZZ		5706176-2	81902	BRACKET, ANGLE	EA	1
27	10	MFFZZ		5706101-501	81902	TUBING ASSY, METAL	EA	1
27	11	PAFZZ	4730-00-189-2741	7454261P5	24446	NUT	EA	1
27	12	PAFZZ	4710-00-203-3173	WWT775	81348	TUBE 25 1-2 IN. REQUIRED.....	FT	V
					61			



TS 3610-203-34P/28

Figure 28. Refrigeration Tubing Assemblies

(1) ILLUSTRATION		(2)	(3)	(4)	(5)	(6)	(7)	(8)
(a) FIG NO.	(b) ITEM NO.	SMR CODE	FEDERAL STOCK NUMBER	PART NUMBER	FSCM	DESCRIPTION USABLE ON CODE	U/M	QTY INC IN UNIT
28	1	PAFZZ	5310-00-934-9757	MS35649-282	96906	.NUT, PLAIN, HEXAGON.....	EA	1
28	2	PAFZZ	5310-00-045-3299	MS35338-42	96906	.WASHER, LOCK.....	EA	1
28	3	PAFZZ	5310-00-809-8544	MS27183-7	96906	.WASHER, FLAT.....	EA	1
28	4	PAFZZ	5305-00-958-0340	MS35207-247	96906	.SCREW, MACHINE.....	EA	1
28	5	MFFZZ		5706102-501	81902	.TUBING ASSY, METAL.....	EA	1
28	6	XBFZZ	4730-00-189-2739	MS35872-3	96906	.NUT.....	EA	1
28	7	PAFZZ	4710-00-203-3172	WWT775	81348	.TUBE.....	FT	V
28	8	PAFZZ	4730-00-234-6449	75440A	00742	.ELBOW.....	EA	1
28	9	PAFZZ	4710-00-203-3172	WWT775	81348	.TUBE.....	FT	V
28	10	PAFZZ	4730-00-265-6911	P17507	05413	.UNION, TUBE.....	EA	1
28	11	PAFZZ	4730-00-189-2739	MS35872-3	96906	.NUT, TUBE, COUPLING.....	EA	1
28	12	PAFZZ	4710-00-203-3172	5706105	81902	.TUBE, METALLIC.....	EA	1



TS 3610-2203-34P/29

Figure 29. Condensate and Refrigeration Tubing Panel

(1) ILLUSTRATION		(2)	(3)	(4)	(5)	(6)	(7)	(8)
(a) FIG NO.	(b) ITEM NO.	SMR CODE	FEDERAL STOCK NUMBER	PART NUMBER	FSCM	DESCRIPTION USABLE ON CODE	U/M	QTY INC IN UNIT
29		XBFZZ		7705363-501	81902	PANEL, TUBE	EA	*1
29	1	XDFZZ	5975-00-479-0330	DBF9	49367	BOX CONNECTOR, ELECT	EA	1
29	2	PAFZZ	5330-00-588-0892	5262	59730	PACKING, PREFORMED	EA	1
29	3	PAFZZ	5975-00-519-9060	DB9	49367	BOX CONNECTOR, ELECT	EA	1
29	4	PAFZZ	4730-00-494-1333	10WEBTXB	09523	ELBOW, UNION BULKHEAD	EA	1
29	5	XBFZZ		5706167-4	81902	WASHER, FLAT	EA	1
29	6	XBFZZ		5706170-2	81902	WASHER, NONMETALLIC	EA	1
29	7	XBFZZ		5706167-3	81902	WASHER, FLAT	EA	1
29	8	XBFZZ	5975-00-152-1075	141	59730	LOCKNUT, CONDUIT	EA	1
29	9	PAFZZ	5330-00-588-0892	5262	59730	PACKING, PREFORMED	EA	1
29	10	PAFZZ	4730-00-494-1423	6WEBTXB	09523	ELBOW, UNION BULK HEAD	EA	1
29	11	XBFZZ		5706167-2	81902	WASHER, FLAT	EA	1
29	12	XBFZZ		5706170-1	81902	WASHER, NONMETALLIC	EA	1
29	13	XBFZZ		5706167-1	81902	WASHER, FLAT	EA	1
29	14	PAFZZ	5320-00-066-2528	AD53BS	90030	RIVET, BLIND	EA	10
29	15	XBFZZ		7705361	81902	PANEL, RECESSED	EA	1
					65			

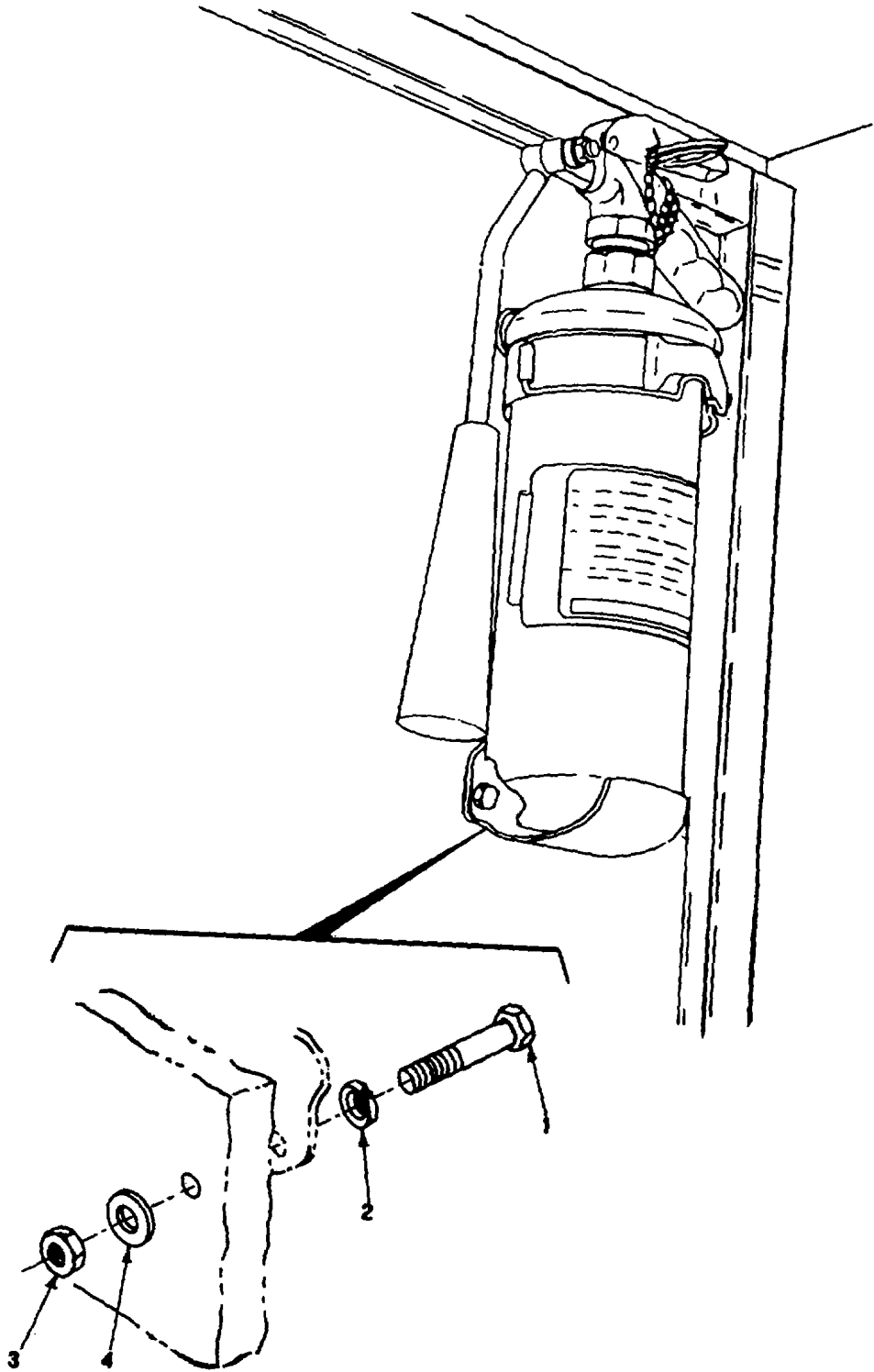
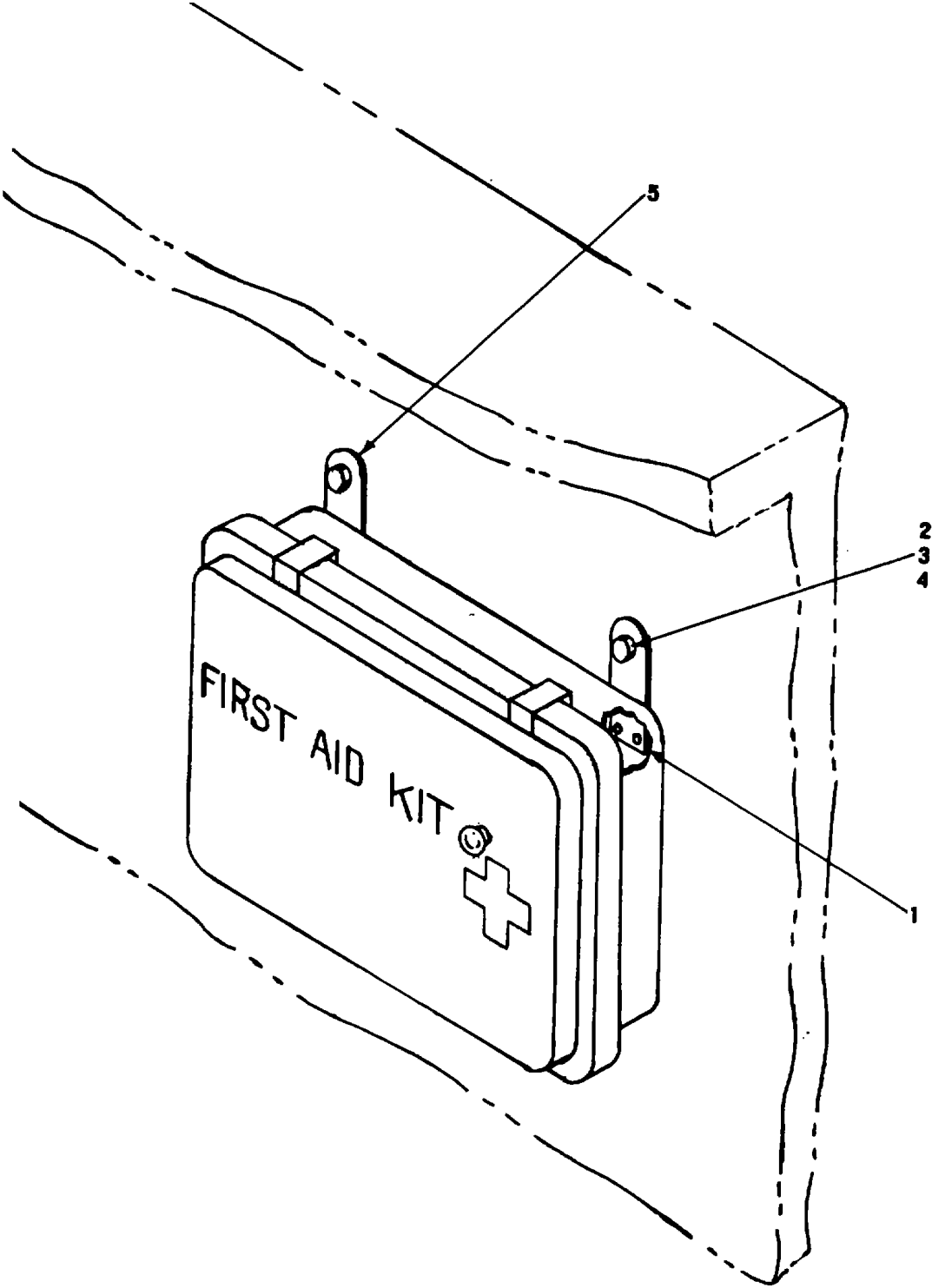


Figure 30. Fire Extinguisher

TS 3610-203-34P/10

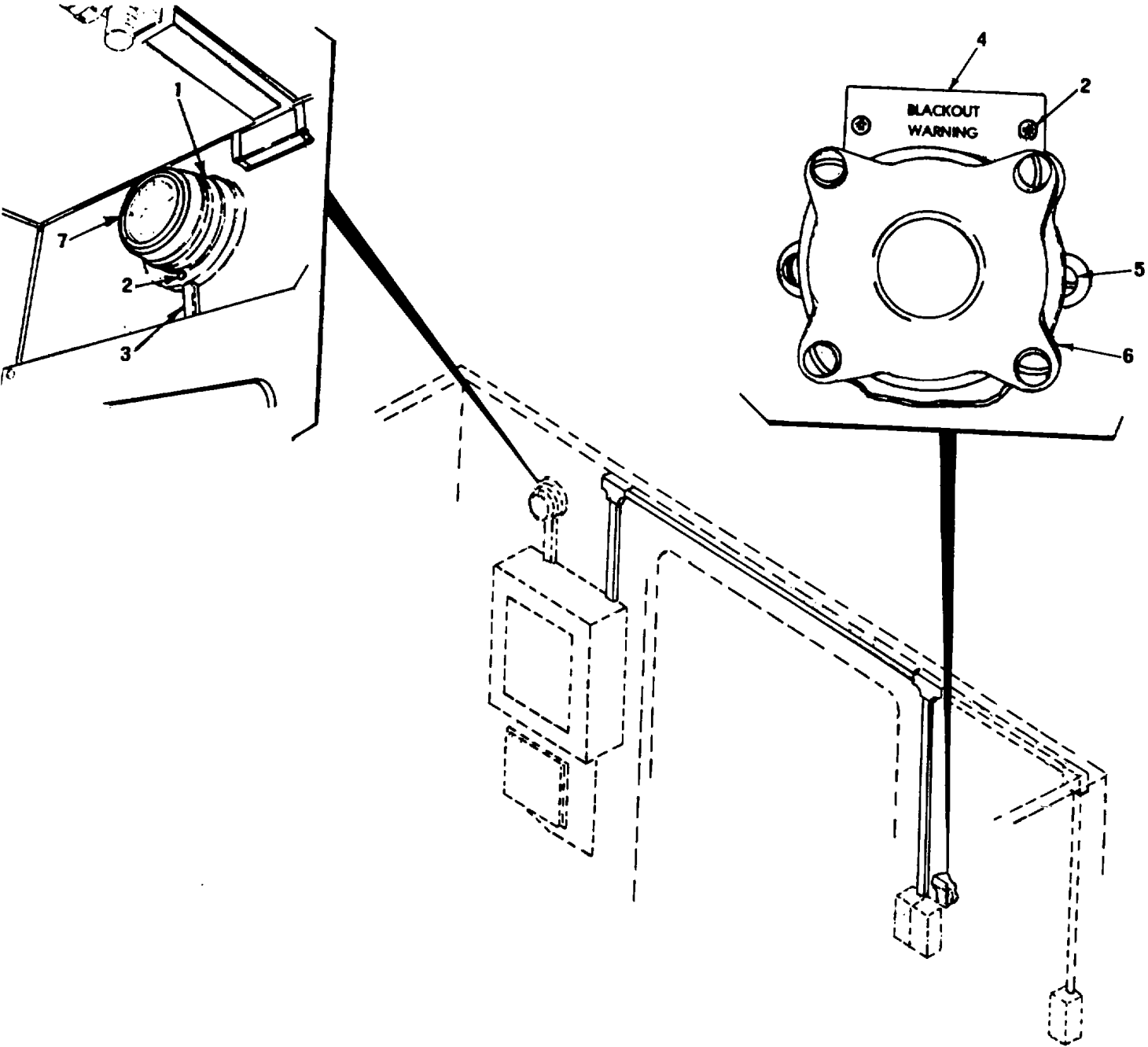
(1) ILLUSTRATION		(2)	(3)	(4)	(5)	(6)	(7)	(8)
(a) FIG NO.	(b) ITEM NO.	SMR CODE	FEDERAL STOCK NUMBER	PART NUMBER	FSCM	DESCRIPTION USABLE ON CODE	U/M	QTY INC IN UNIT
30	1	PAOZZ	5305-00-071-2234	MS90725-17	96906	GROUP 12 FIRE EXTINGUISHER		
30	2	PAOZZ	5310-00-582-5965	MS35338-44	96906	SCREW, MACHINE	EA	2
30	3	PAOZZ	5310-00-997-1888	MS35649-2252	96906	WASHER, LOCK FIRE EXTINGUISHER MTG, SPRING, SIZE 1/4, SPLIT, CADMIUM PLATED	EA	2
30	4	XBOZZ		6-1-5893-11	81337	NUT, PLAIN FIRE EXTINGUISHER MTG	EA	8
						PLATE, BACKING FIRE EXTINGUISHER.....	EA	2



TS 3610-203-34P/31

Figure 31. First Aid Kit Installation

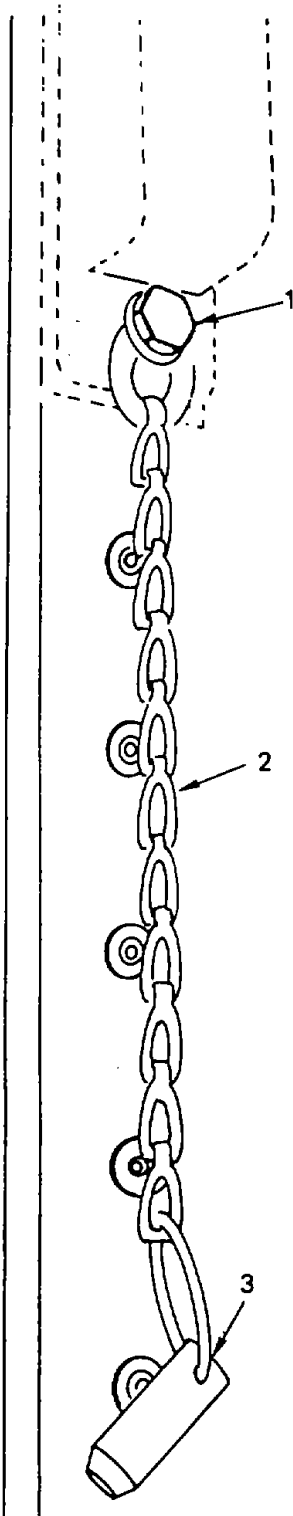
(1) ILLUSTRATION		(2)	(3)	(4)	(5)	(6)	(7)	(8)
(a) FIG NO.	(b) ITEM NO.	SMR CODE	FEDERAL STOCK NUMBER	PART NUMBER	FSCM	DESCRIPTION USABLE ON CODE	U/M	QTY INC IN UNIT
31	1	XBOZZ	5320-00-631-5325	38-104-05-13	94222	GROUP 13 FIRST AID KIT INSTALLATION		
31	2	PAOZZ	5305-00-071-2239	MS90725-12	96906	RIVET UNIV HD, DRIVE 1 1/8 DIA. X 1/4 IN LG.....	EA	2
31	3	PAOZZ	5310-00-582-5965	MS35338-44	96906	SCREW, CAP HEX HD, 1/4-20 UNC-2A X 1 1/2 IN LG STL CAD PL	EA	2
31	4	XBOZZ		S-25-80	03481	WASHER, LOCK SPRING, 1/4 IN STL CAD PL	EA	2
31	5	XBOZZ		6-1-5893-8	81337	NUT, BLIND RIVET, 1/4-20, UNC-3B.....	EA	2
						BRACKET FIRST AID KIT	EA	2



TS10-3610-203-34P/32

Figure 32. Blockout Warning System

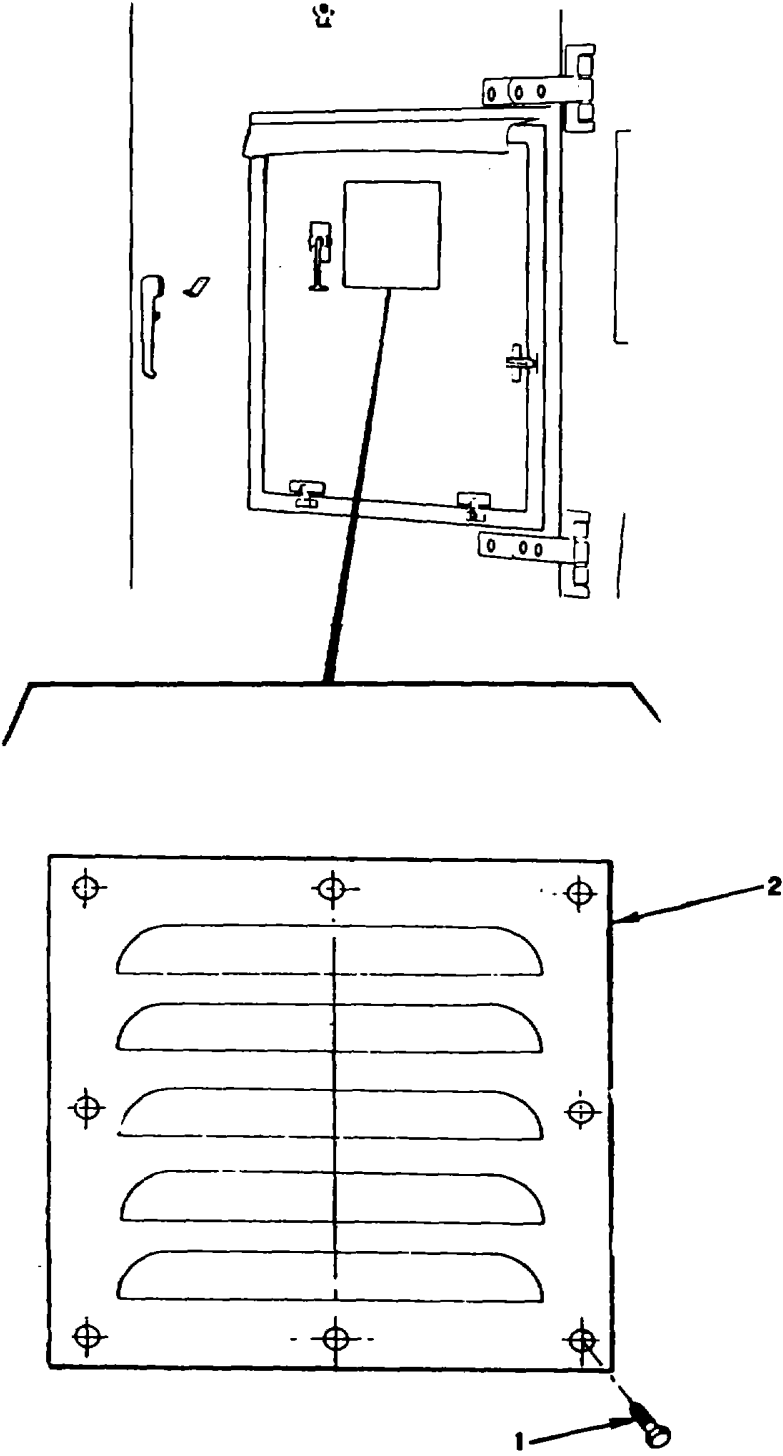
(1) ILLUSTRATION		(2)	(3)	(4)	(5)	(6)	(7)	(8)
(a) FIG NO.	(b) ITEM NO.	SMR CODE	FEDERAL STOCK NUMBER	PART NUMBER	FSCM	DESCRIPTION USABLE ON CODE	U/M	QTY INC IN UNIT
						GROUP 14 BLACKOUT WARNING SYSTEM		
32	1	PAFZZ	6350-00-961-7758	340A	19557	BUZZER BLACKOUT WARNING, 120 VOLT, 60 HZ, 4 IN..	EA	1
32	2	PAFZZ		MS24269-50	96906	SCREW TAPPING THD CUTTING, TYPE D, PNHD, NO 10 X 1 IN LG	EA	2
32	3	XBFZZ		200	03350	RACEWAY 1/2 INCH	FT	1
32	4	XBDZZ		6-1-5888-2	81337	PLATE BLACKOUT WARNING	EA	1
32	5	PAFZZ	5305-00-432-4251	MS51861-65	96906	SCREW, TAPPING THD FORMING, TYPE A, PNHD, 1/4 IN X 1/2 IN LG	EA	2
32	6	XBOZZ		1785	19557	BUTTON, PUSH WEATHERPROOF, BLACKOUT WARNING	EA	1
32	7	XBFZZ		6-1-5888-12	81337	SLEEVE	EA	1



TS 10-3610-203-34P/33

Figure 33. Blockout Lockpin Assembly

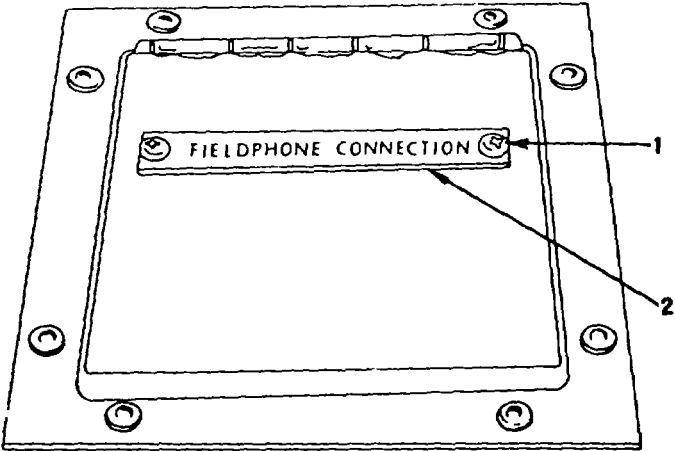
(1) ILLUSTRATION		(2)	(3)	(4)	(5)	(6)	(7)	(8)
(a) FIG NO.	(b) ITEM NO.	SMR CODE	FEDERAL STOCK NUMBER	PART NUMBER	FSCM	DESCRIPTION USABLE ON CODE	U/M	QTY INC IN UNIT
33	1	PAFZZ	5305-00-432-4163	MS51861-24	96906	GROUP 15 BLACKOUT LOCKPIN ASSEMBLY		
33	2	XBFZZ		1/0	01976	SCREW, TAPPING, THREAD CHAIN MTG	EA	1
33	3	XBFZZ		SLXR06	16258	CHAIN, SASH ONE FOOT LONG REQUIRED	FT	1
						PIN, QUICK RELEASE	EA	1



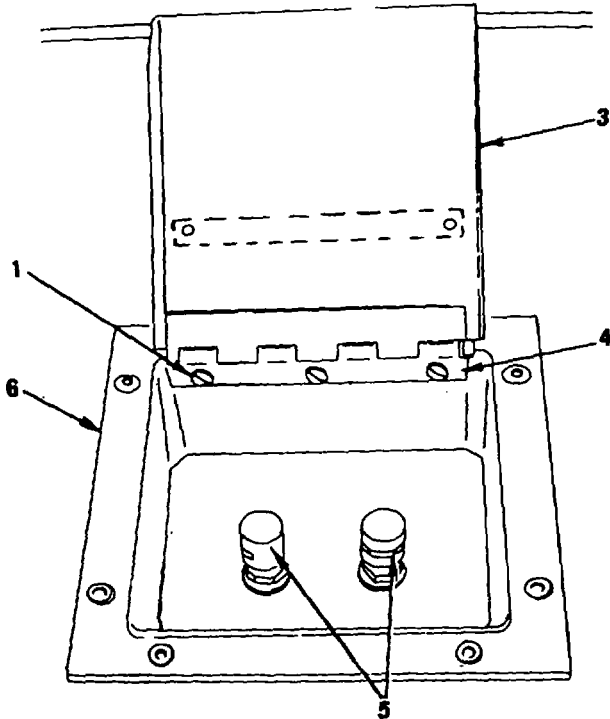
TS 3610-203-34P/34

Figure 34. Shelter Door Filter

(1) ILLUSTRATION		(2)	(3)	(4)	(5)	(6)	(7)	(8)
(a) FIG NO.	(b) ITEM NO.	SMR CODE	FEDERAL STOCK NUMBER	PART NUMBER	FSCM	DESCRIPTION USABLE ON CODE	U/M	QTY INC IN UNIT
34 34	1 2	XBZZ XBZZ		38-104-03-13 6-1-5885	94222 81337	GROUP 16 SHELTER DOOR FILTER RIVET, DRIVE..... LOUVER.....	EA EA	8 1



CLOSED POSITION

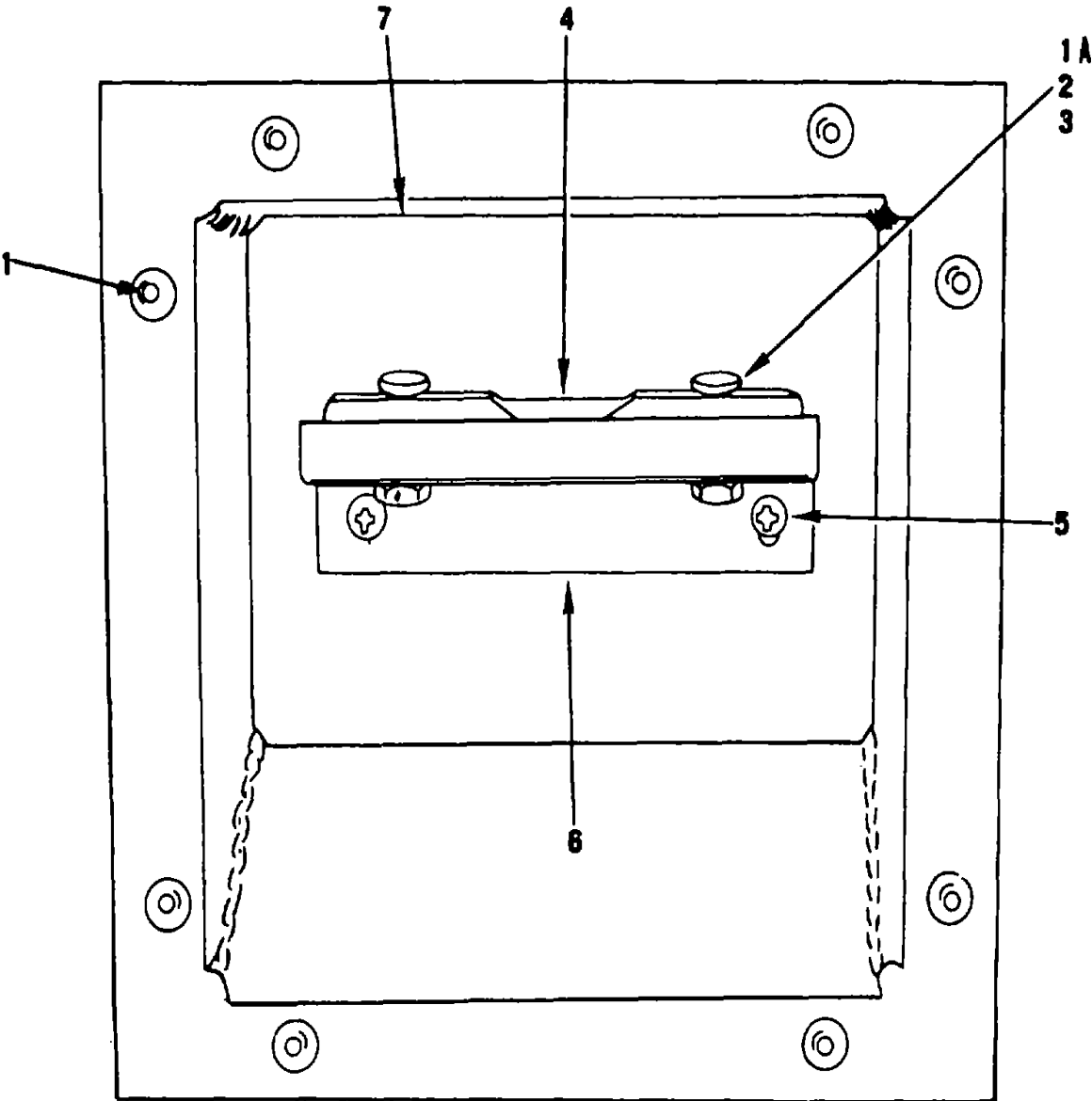


OPEN POSITION

TS 3610-203-34

Figure 35. Telephone Binding Post Assembly

(1) ILLUSTRATION		(2)	(3)	(4)	(5)	(6)	(7)	(8)
(a) FIG NO.	(b) ITEM NO.	SMR CODE	FEDERAL STOCK NUMBER	PART NUMBER	FSCM	DESCRIPTION USABLE ON CODE	U/M	QTY INC IN UNIT
35	1	PAOZZ	5305-00-432-4163	MS51861-24	96906	GROUP 17 TELEPHONE BINDING POST ASSEMBLY SCREW, TAPPING THD FORMING, TYPE AB, PANHD, NO 6 X 3/8 IN LG	EA	4
35	2	XBOZZ		6-1-5888-6	81337	PLATE TELEPHONE JACK.....	EA	1
35	3	XBFZZ		6-1-5888-5	81337	COVER, FRAME TELEPHONE JACK.....	EA	1
35	4	PAFZZ		MS35822-10	96906	HINGE, CONTINUOUS 1 1/16 IN OPEN.....	EA	4
35	5	PAFZZ	5540-00-937-5237	PB08NA01	81349	POST, BINDING TELEPHONE.....	EA	2
35	6	XBFZZ		6-1-5888-30	81337	FRAME, RECEPTACLE TELEPHONE JACK	EA	1



TS 3610-203-34P/36

Figure 36. Level Indicator Assembly

(1) ILLUSTRATION		(2)	(3)	(4)	(5)	(6)	(7)	(8)
(a) FIG NO.	(b) ITEM NO.	SMR CODE	FEDERAL STOCK NUMBER	PART NUMBER	FSCM	DESCRIPTION USABLE ON CODE	U/M	QTY INC IN UNIT
						GROUP 18 LEVEL INDICATOR ASSEMBLY		
36		XBFZZ		6-1-5859	81337	LEVEL INDICATOR	EA	1
36	1	XBFZZ	5320-00-631-5325	38-104-05-13	94222	.RIVET UNIV HD, 1/8 DIA. X 1/4 IN LG.....	EA	8
36	1A	PAOZZ	5305-00-984-6195	MS35206-247	96906	.SCREW, MACHINE LEVEL MTG, NO. 8-32 THD SIZE, 3/4 IN CADMIUM PLATED	EA	2
36	2	PAOZZ	5310-00-934-9757	MS35649-282	96906	.NUT, PLAIN, HEXAGON LEVEL MTG, NO. 8-32 THD SIZE., CADMIUM PLATE	EA	2
36	3	PAOZZ	5310-00-045-3299	MS35338-42	96906	.WASHER, LOCK LEVEL MTG, NO.8 SCREW SIZE, SPLIT, CADMIUM PLATED	EA	2
36	4	PAOZZ	5310-00-280-0777	31	14557	.LEVEL, POCKET	EA	1
36	5	PAOZZ	5305-00-432-4163	MS3551861-24	96906	.SCREW, TAPPING BRACKET MTG, NO. 6, 3/8 IN LG, CADMIUM PLATED	EA	2
36	6	XAOZZ		6-1-5859-2	81337	.BRACKET, LEVEL	EA	1
36	7	XBFZZ		6-1-5859-1	81337	.FRAME, RECEPTACLE.....	EA	2

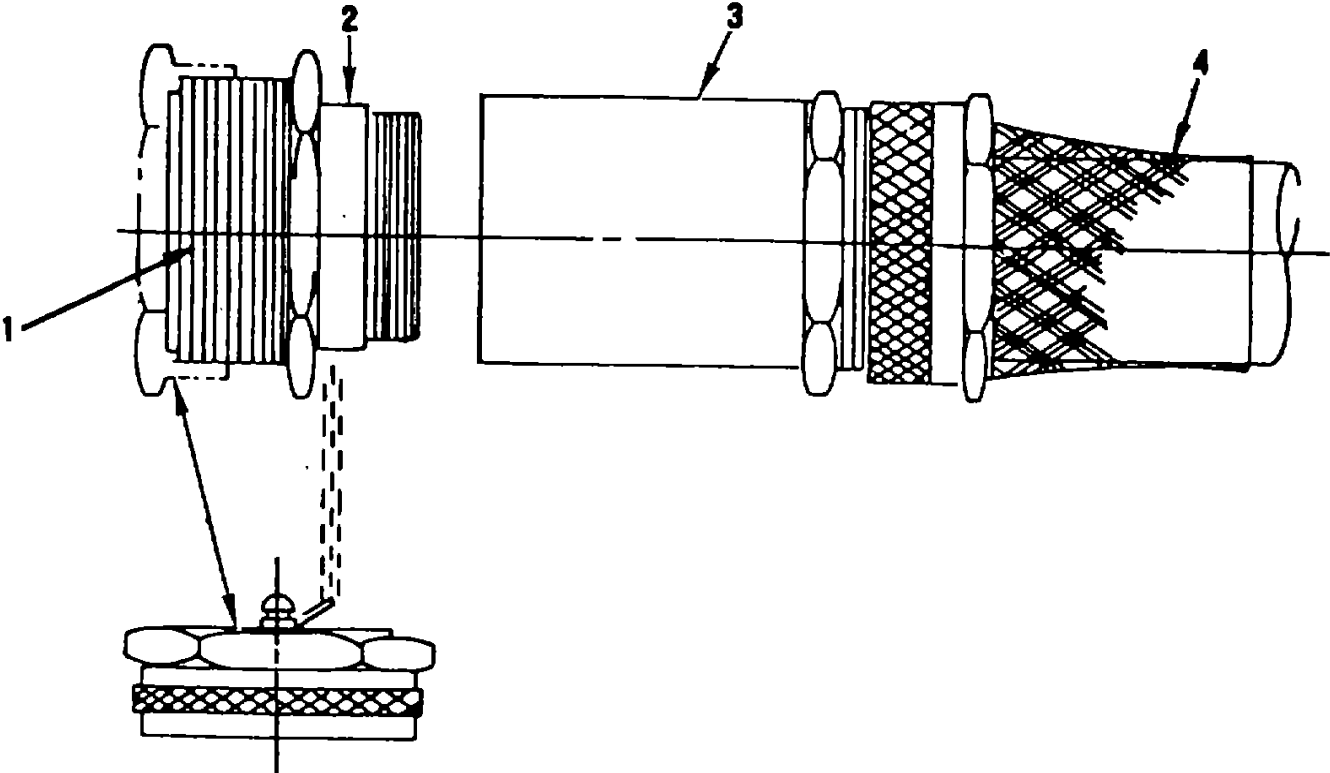
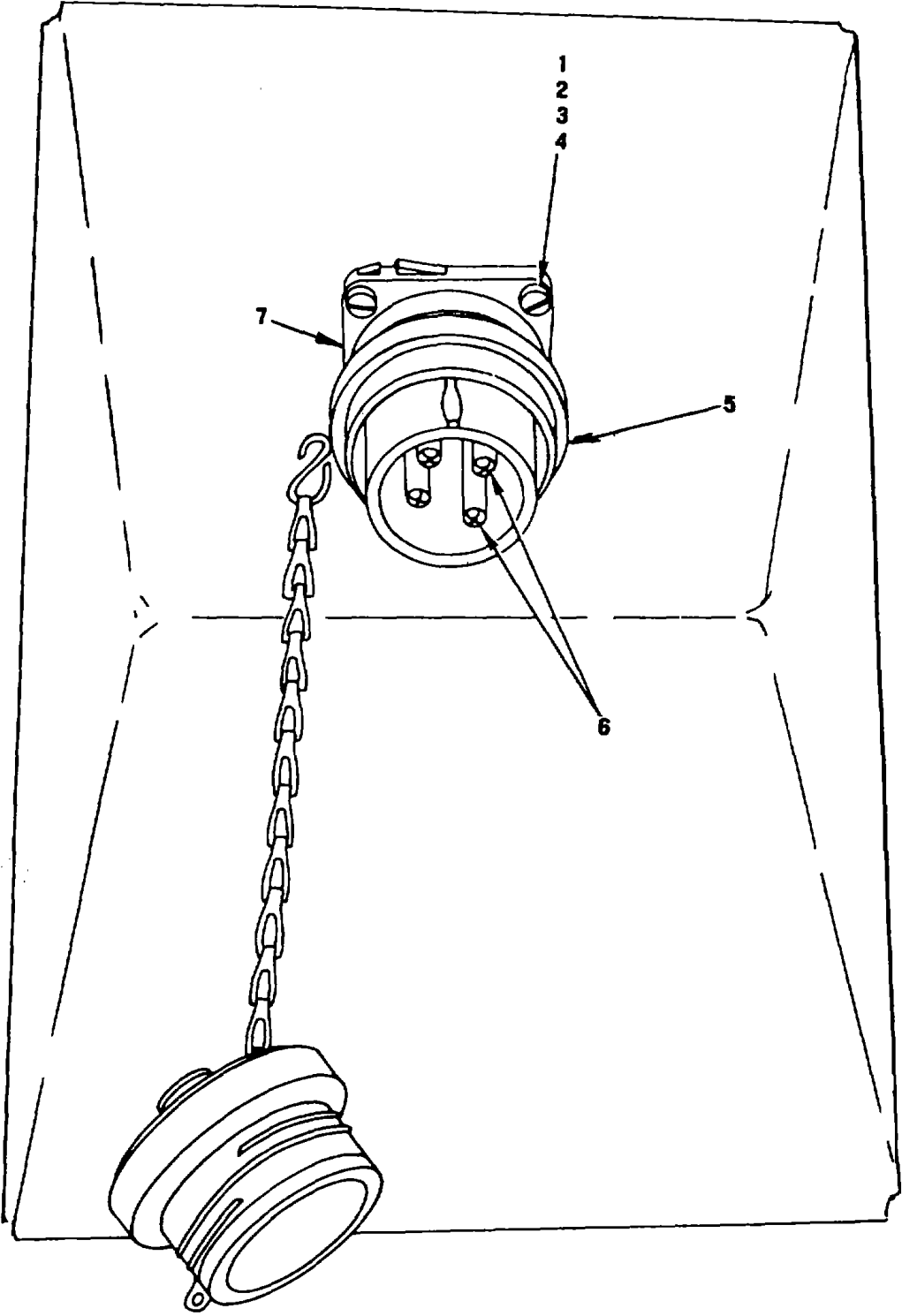


Figure 37. Main Power Cable Assembly

(1) ILLUSTRATION		(2)	(3)	(4)	(5)	(6)	(7)	(8)
(a) FIG NO.	(b) ITEM NO.	SMR CODE	FEDERAL STOCK NUMBER	PART NUMBER	FSCM	DESCRIPTION USABLE ON CODE	U/M	QTY INC IN UNIT
37		PAFZZ	3610-00-410-8523	6-1-5881	81337	GROUP 19 MAIN POWER CABLE ASSEMBLY		
37	1	PAFZZ	5935-00-229-2423	ZZMWB1516	49367	CABLE ASSEMBLY	EA	1
37	2	PAFZZ	5935-00-924-0061	ZZM16-23S	49367	.SHELL, ELECTRICAL	EA	2
37	3	PAFZZ	5935-00-815-2466	ZZMW2016-2050	49367	.INSERT, ELECTRICAL	EA	2
37	4	PAFZZ		1940-4	24446	.ADAPTER, CABLE	EA	2
						.CABLE, POWER	EA	2



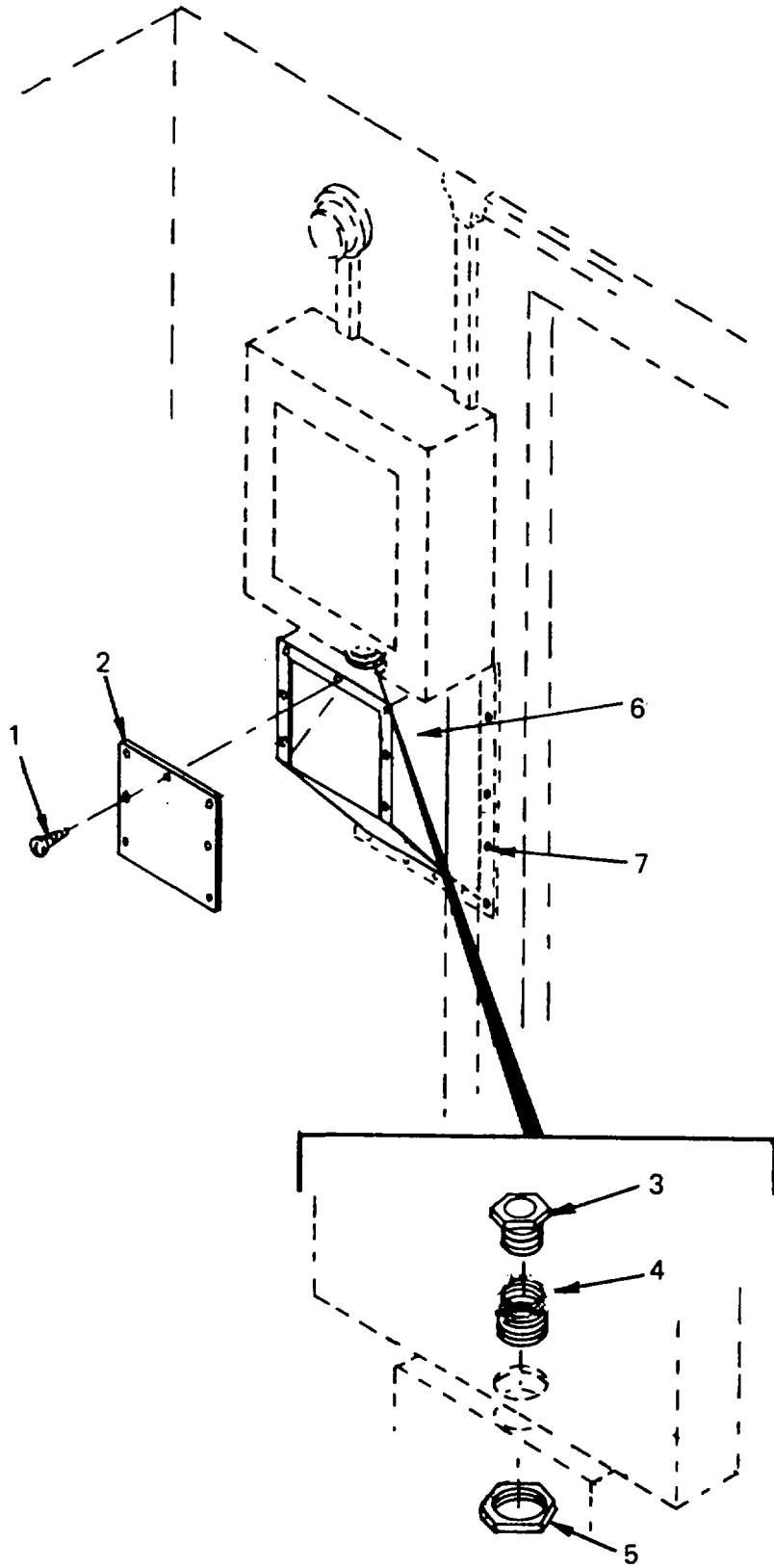
TS 3610-203-34P/38

Figure 38. Main Power Receptacle

SECTION II

TM 10-3610-203-34P

(1) ILLUSTRATION		(2)	(3)	(4)	(5)	(6)	(7)	(8)
(a) FIG NO.	(b) ITEM NO.	SMR CODE	FEDERAL STOCK NUMBER	PART NUMBER	FSCM	DESCRIPTION USABLE ON CODE	U/M	QTY INC. IN UNIT
						GROUP 20 MAIN POWER RECEPTACLE		
38	1	PAFZZ	5305-00-954-8956	MS35214-59	96906	SCREW, MACHINE PAN HD, NO 10-24, UNC-24 X 1 IN LG.....	EA	4
38	2	PAFZZ	5310-00-934-9758	MS35649-202	96906	NUT, PLAIN HEX., NO 10-24, UNC-28.....	EA	4
38	3	PAFZZ	5310-00-045-5206	MS15795-907	96907	WASHER, FLAT PLAIN, MEDIUM NO 10.....	EA	4
38	4	PAFZZ		MS33558-100	96906	WASHER. LOCK.....	EA	4
38	5	PAFZZ	5935-00-229-2422	ZZMWB1016	49367	SHELL, ELECTRICAL.....	EA	2
38	6	PAFZZ	5935-00-985-0560	ZZM16--23P	49367	INSERT. ELECTRICAL.....	EA	2
38	7	PAFZZ	5935-00-817-6546	ZZMW2116	49367	ADAPTER, MALE.....	EA	1



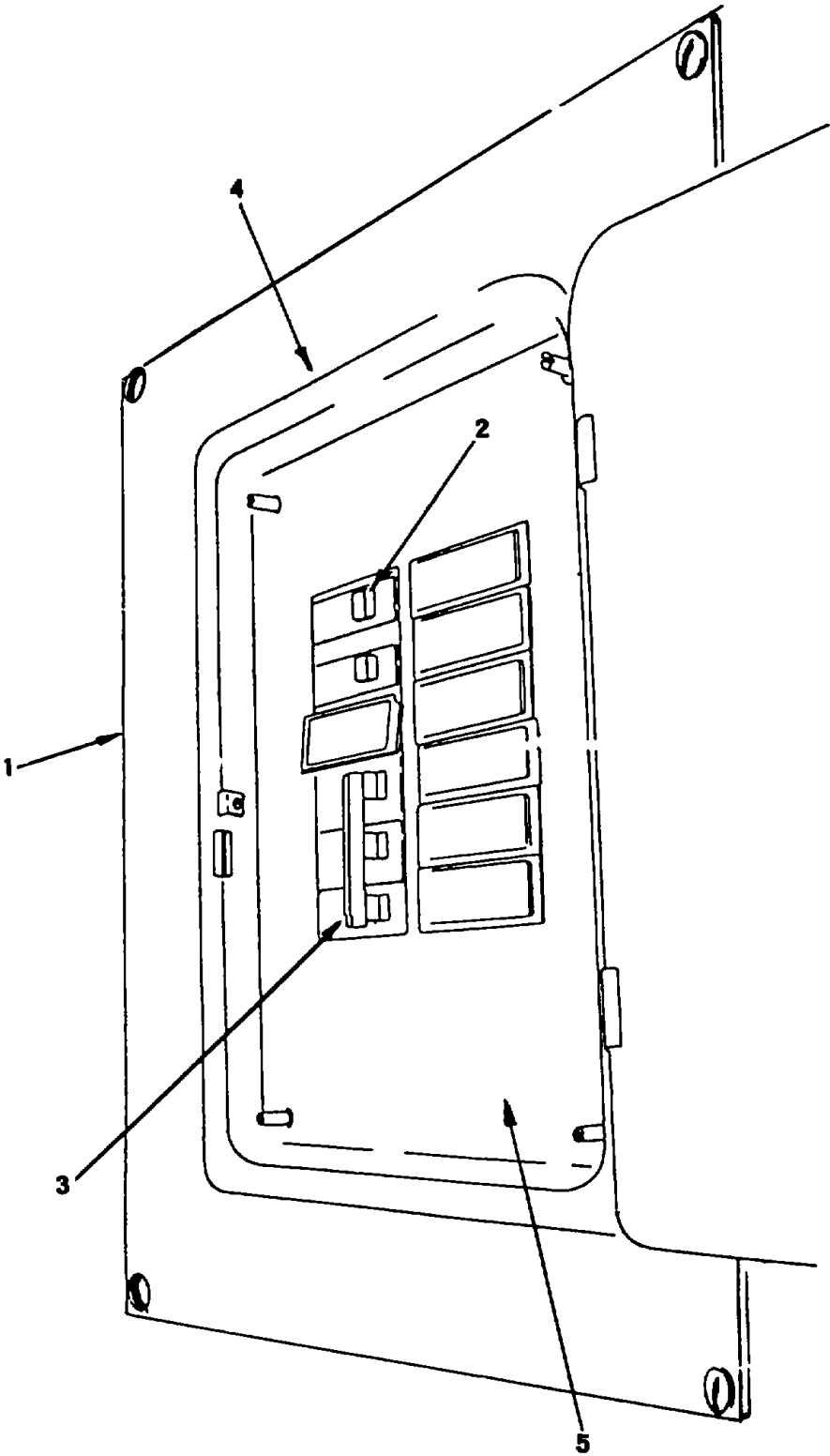
TS 3610-203-34P/39

Figure 39. Main Power Service Box Assembly

SECTION II

TM 10-3610-203-34P

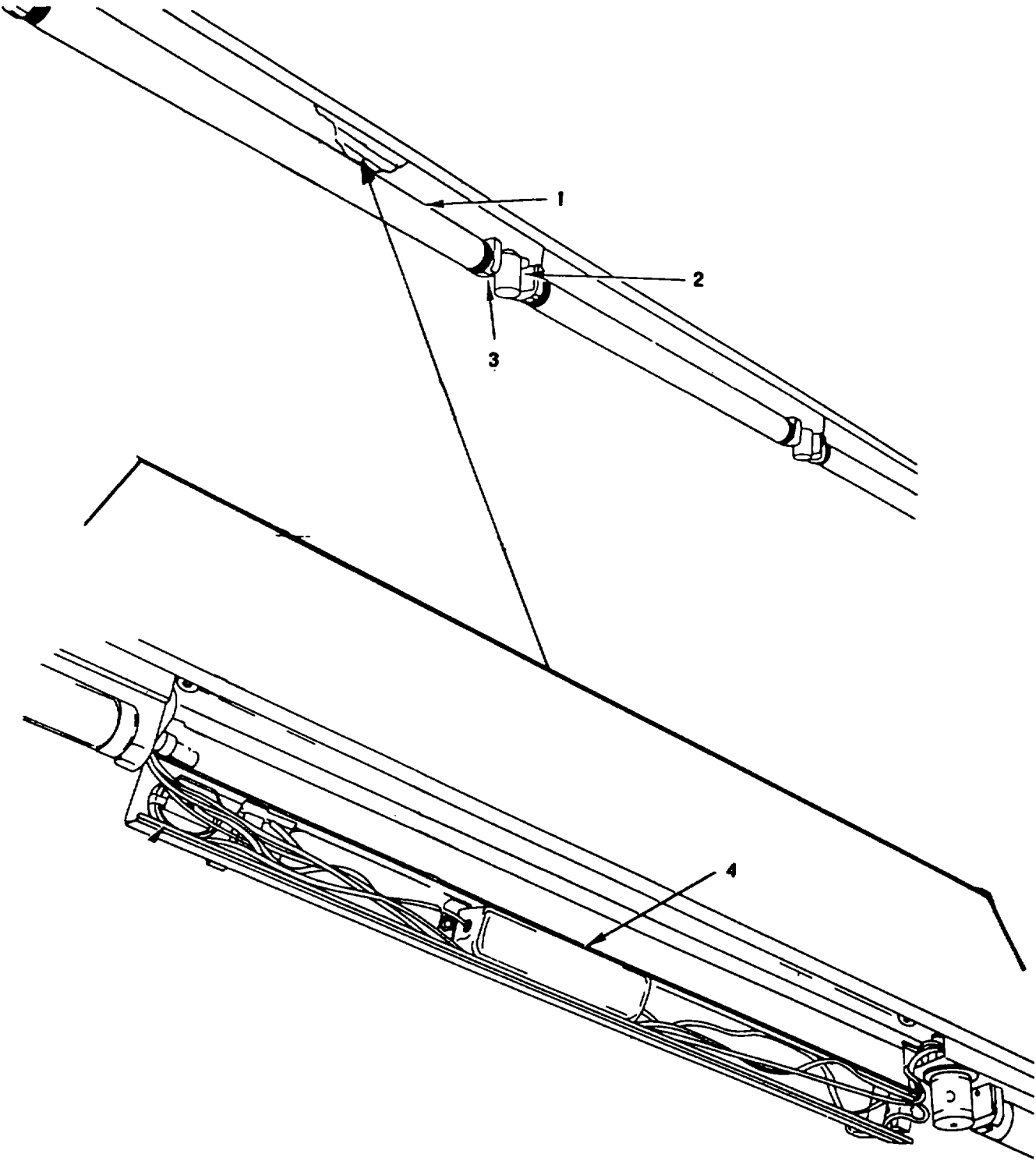
(1) ILLUSTRATION		(2)	(3)	(4)	(5)	(6) DESCRIPTION	(7)	(8)
(a) FIG NO.	(b) ITEM NO.	SMR CODE	FEDERAL STOCK NUMBER	PART NUMBER	FSCM	USABLE ON CODE	U/M	QTY INC. IN UNIT
						GROUP 21 MAIN POWER SERVICE BOX ASSEMBLY		
39	1	PAFZZ	5305-00-432-4163	MS51861-24	90906	SCREW, TAPPING THREAD FORMING, TYPE AB, PNH, NO 6 X 3/8 IN LG.....	EA	6
39	2	XBFZZ		6-1-5888-8	81337	COVER, BOX ENTRANCE	EA	1
39	3	XBFZZ		PES-6	03550	BUSHING INSULATED, 1 1/2 IPS	EA	2
39	4	XBFZZ		6-1-5888-3	81331	NIPPLE, CLOSE I 1/2 IPS X 1 3/4 IN LG	EA	1
39	5	XBFZZ		SP-145	03353	LOCKNUT 1 1/2 IPS.....	EA	2
39	6	XBFZZ		6-1-5E88-1	81337	RECEPTACLE, BOX ENTRANCE CABLE	EA	1
39	7	XBFZZ	5320-00-631-5325	38-104-05-13	94222	RIVET UNIV. HD, 1/8 DIA..X 1/4 IN LG.....	EA	16



TS 3610-203-34P/40

Figure 40. Circuit Breakers

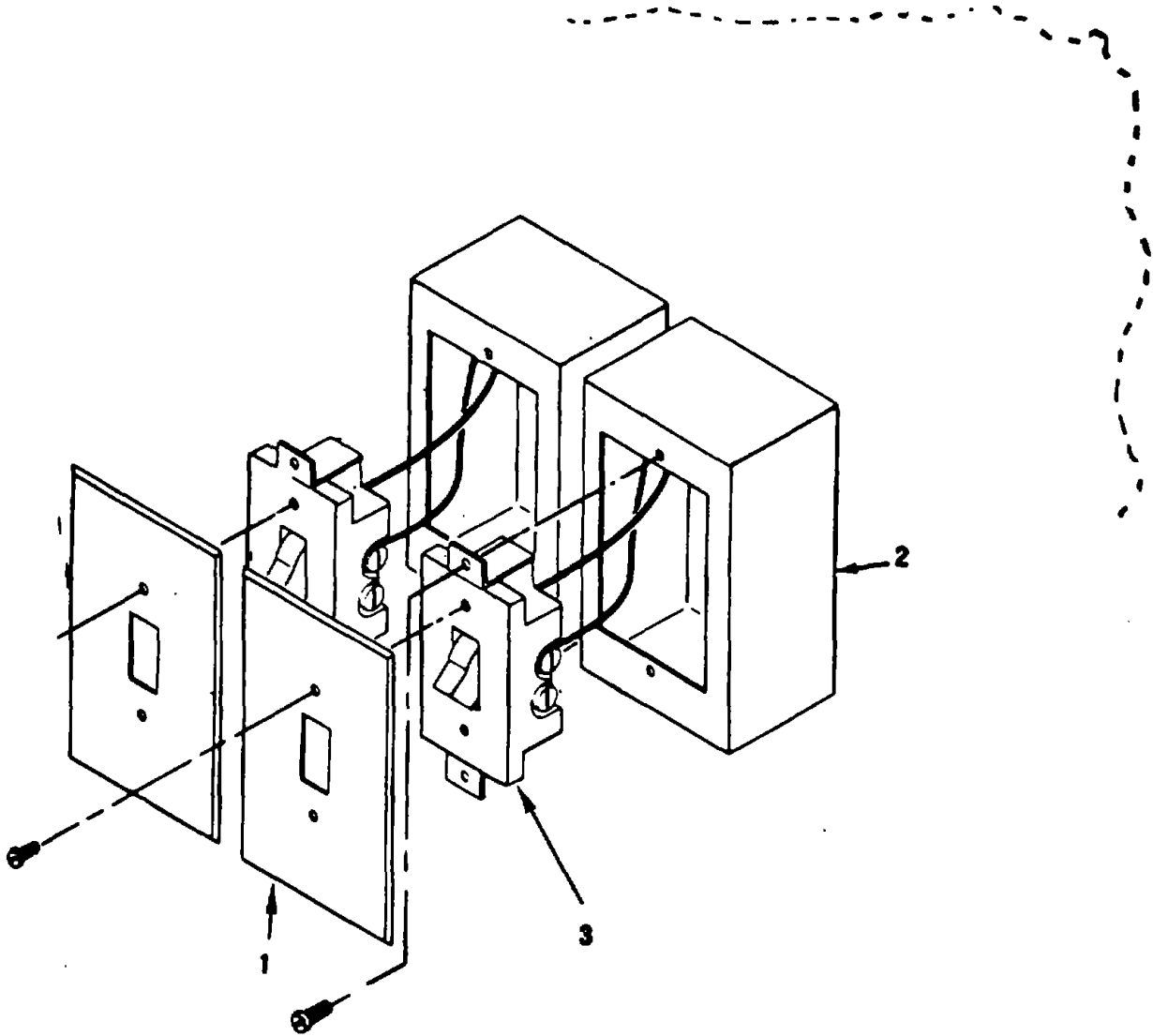
(1) ILLUSTRATION		(2)	(3)	(4)	(5)	(6) DESCRIPTION	(7)	(8)
(a) FIG NO.	(b) ITEM NO.	SMR CODE	FEDERAL STOCK NUMBER	PART NUMBER	FSCM	USABLE ON CODE	U/M	QTY INC. IN UNIT
40	1	XBFZZ		B-150	30086	BOX, .CIRCUIT.....	EA	1
40	2	PAFZZ	5925-00-850-4536	QP1-B015	30086	BREAKER .CIRCUIT POLE,, 15 AMP	EA	1
40	3	PAFZZ	5925-00-124-5015	QP3-8030	30086	BREAKER, CIRCUIT 3 POLE, 30 AMP	EA	1
40	4	XBFZZ		EQ412-Z4	30086	ENCLOSURE	EA	1
40	5	XBFZZ		SU-150	30086	SURFACE TRIM.....	EA	1



TS 3610-203-34P/41

Figure 41. Lamp assembly

(1) ILLUSTRATION		(2)	(3)	(4)	(5)	(6)	(7)	(8)
(a) FIG NO.	(b) ITEM NO.	SMR CODE	FEDERAL STOCK NUMBER	PART NUMBER	FSCM	DESCRIPTION USABLE ON CODE	U/M	QTY INC. IN UNIT
41		XBFZZ		EO-31410	03350	GROUP 22 LAMP ASSEMBLY		
41	1	PAOZZ	6240-00-152-2992	F1578CW	24445	FIXTURE, LIGHT	EA	2
41	2	PAOZZ	6250-0-299-2884	FS2	79725	.LAMP, FLUORESCENT	EA	8
41	3	PAFZZ	6250-01-121-6486	2127F8	79725	.STARTER FLUORESCENT LAMP	EA	2
41	4	PAFZZ	6250-00-168-0466	21K25C	79725	HOLDER. LAMP FLUORESCENT	EA	16
						.BALLAST FLUORESCENT LAMP	EA	8

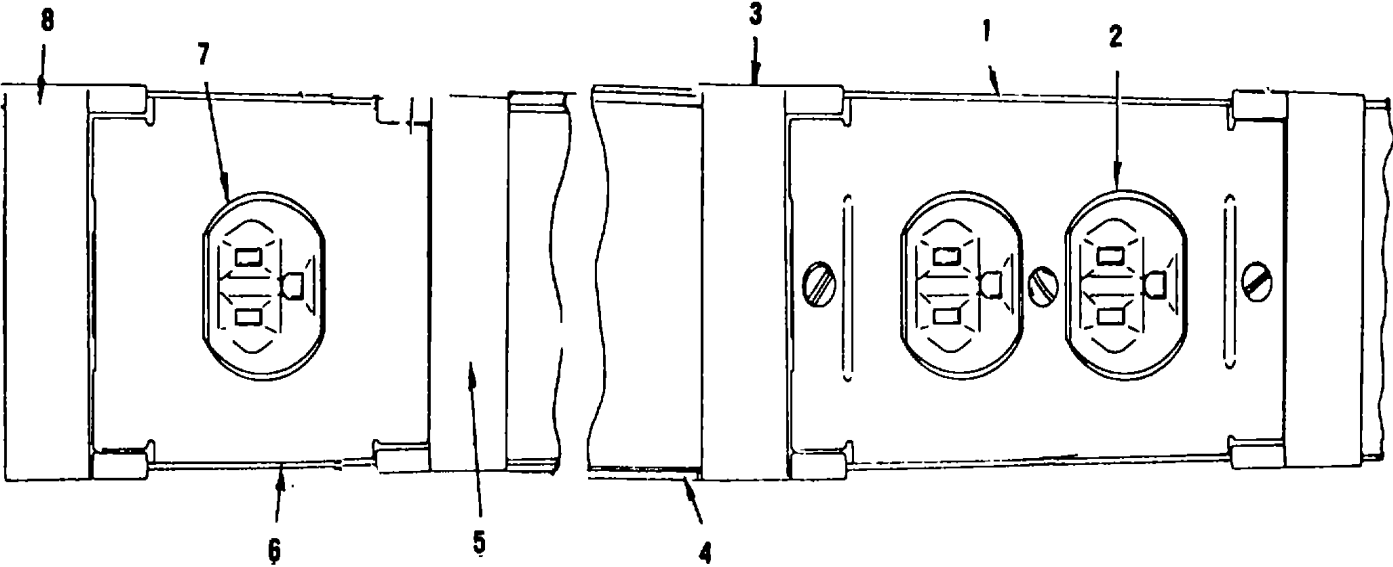


TS 3610-203-34P/42

Figure 42. Lamp switches

PIN: 009773-001

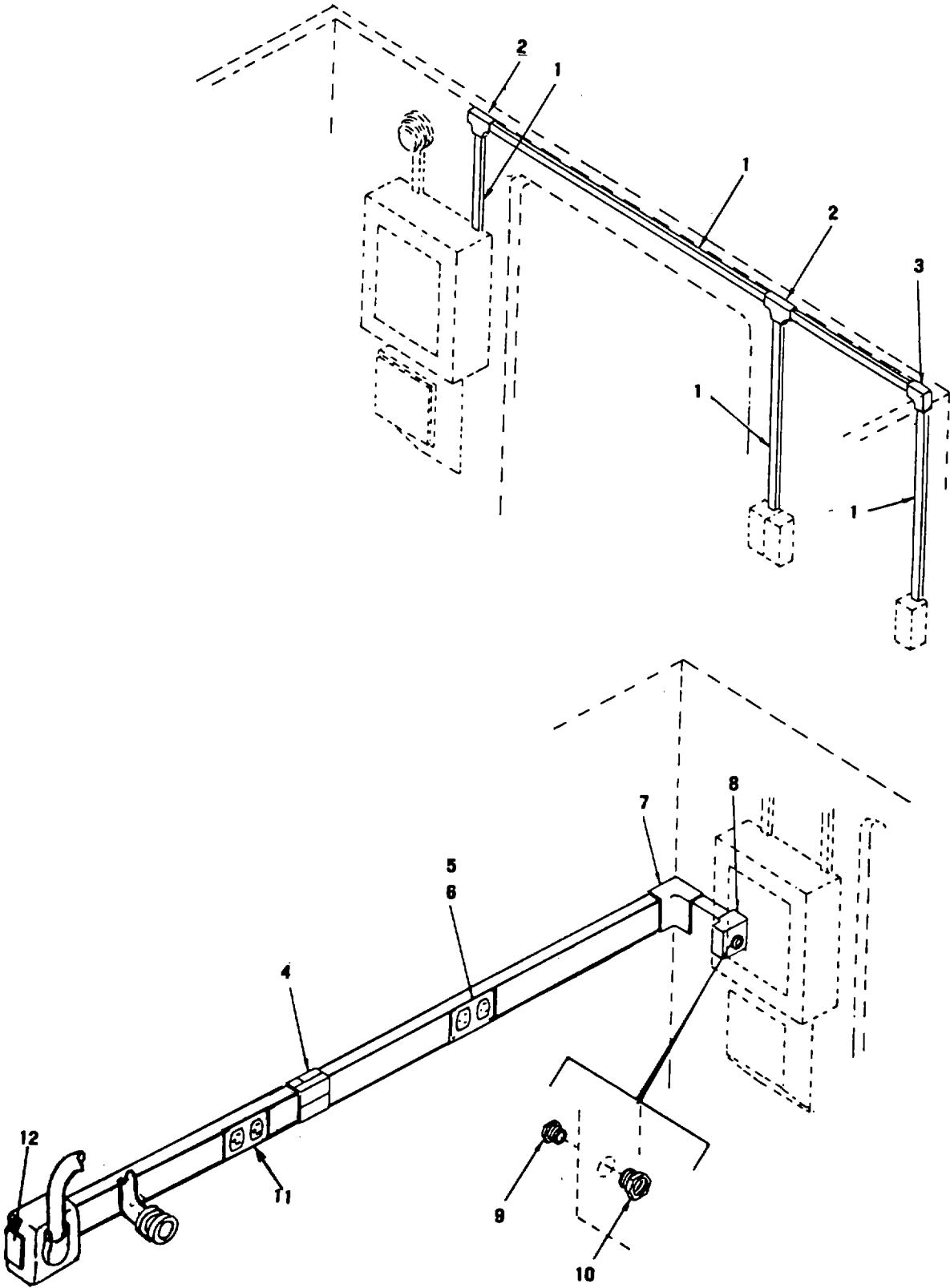
(1) ILLUSTRATION		(2)	(3)	(4)	(5)	(6) DESCRIPTION	(7)	(8)
(a) FIG NO.	(b) ITEM NO.	SMR CODE	FEDERAL STOCK NUMBER	PART NUMBER	FSCM	USABLE ON CODE	U/M	QTY INC. IN UNIT
						GROUP 23 LAMP SWITCHES		
42	1	XBOZZ	5975-00-682-0561	97071	74545	COVER, SWITCH.....	EA	2
42	2	XBFZZ		2141	79725	BOX, SWITCH.....	EA	2
42	3	PAFZZ	5930-00-900-6251	9815	74545	SWITCH. ELECTRIC.....	EA	2



TS 3610-203-34P/43

Figure 43. Receptacles

(1) ILLUSTRATION		(2)	(3)	(4)	(5)	(6) DESCRIPTION	(7)	(8)
(a) FIG NO.	(b) ITEM NO.	SMR CODE	FEDERAL STOCK NUMBER	PART NUMBER	FSCM	USABLE ON CODE	U/M	QTY INC. IN UNIT
						GROUP 24 EQUIPMENT RECEPTACLES		
43	1	XBOZZ		30468	03350	COVER, RECEPTACLE	EA	4.
43	2	PAOZZ	5935-00-660-3825	5252	74545	RECEPTACLE, TWIN 3 POLE, 15 AMP, 125 VOLT	EA	4
43	3	XBFZZ		30018	79725	COUPLING	EA	2
43	4	XBFZZ	5975-00-610-5875	30008	79725	CONDUIT, RACEWAY, MET	FT	40
43	5			30000	79725	COVER. RACEWAY	FT	40
43	6	XBFZZ		72171-1-2	99816	BOX, SQUARE	EA	1
43	7	PAFZZ	5935-00-920-6828	5737	04009	RECEPTACLE W/COVER. 4 WIRE, 30 AMP. 250 VOLT	EA	1
43	8	XBFZZ		30108	03350	FITTING, RACEWAY END BLANK	EA	3



TS 3610-203-34P/44

Figure 44. Electrical Raceways

SECTION II

TM 10-3610-203-34P

(1) ILLUSTRATION		(2) SMR CODE	(3) FEDERAL STOCK NUMBER	(4) PART NUMBER	(5) FSCM	(6) DESCRIPTION USABLE ON CODE	(7) U/M	(8) QTY INC. IN UNIT
(a) FIG NO.	(b) ITEM NO.							
44	1	XBFZZ		2100	03350	RACEWAY ELECTRICAL, 1 1/4 IN.....	FT	V
44	2	XBFZZ		2115	03350	TEE, RACEWAY 1 1/4 IN.....	EA	2
44	3	XBFZZ		2111	03350	ELBOW, RACEWAY	EA	1
44	4	XBFZZ		30013	03350	COUPLING, RACEWAY OUTSIDE RIGID.....	EA	1
44	5	XBFZZ		3000B	03350	CHANNEL, RACEWAY	FT	V
44	6	XBFZZ		3000C	03350	COVER, RACEWAY	FT	V
44	7	XBFZZ		3017	03350	ELBOW, RACEWAY	EA	1
44	8	XBFZZ		3086	03350	CONNECTOR, RACEWAY	EA	1
44	9	XBFZZ		B8125	03350	BUSHING, INSULATED 1 1/4 IPS, MALE.....	EA	1
44	10	XBFZZ		PE8-5	03350	BUSHING, INSULATED 1 1/4 IPS, FEMALE.....	EA	1
44	11	XBFZZ		G3046B	79725	COVER, RECEPTACLE	EA	8
44	12	XBFZZ		G3010B	79725	END, BLANK	EA	6
44		XBFZZ		6-1-5888-4	81337	WIRE, ELECTRICAL COPPER, PLASTIC COVERED, 600 VOLT, NO 12 STRANDED, COLOR GREEN	FT	1
44		XBFZZ		6-1-5888-7	81337	WIRE, ELECTRICAL COPPER, PLASTIC COVBRED, 600 VOLT, NO 12, STRANDED, COLOR BLACK	FT	1
44		XBFZZ		6-1-5888-9	81337	WIRE, ELECTRICAL COPPER, PLASTIC COVERED, 600 VOLT, NO 14 STRANDED, COLOR BLACK	FT	1
44		XBFZZ		6-1-5888-10	81337	WIRE, ELECTRICAL COPPER, PLASTIC COVERED, 600 VOLT, NO 12 STRANDED, COLOR WHITE	FT	1
44		XBFZZ		6-1-5888-11	81337	WIRE, ELECTRICAL COPPER, PLASTIC COVERED, 600 VOLT, NO 14 STRANDED, COLOR WHITE	FT	1

SECTION IV

TM 10-3610-203-34P

NATIONAL STOCK NUMBER INDEX

STOCK NUMBER	FIG.	ITEM	STOCK NUMBER	FIG.	ITEM
4730-00-011-3178	12	4	4730-00-265-6911	28	10
4730-00-011-8539	12	15	5305-01-269-3221	13	2
5310-00-019-0670	19	12A	5310-00-269-3466	15	6'
5310-00-045-3296	16	2	4820-00-272-3351	12	23
5310-00-045-3296	2	8	4820-00-275-2224	21	12
5310-00-045-3296	16	7	4730-00-278-2292	21	21
5310-00-045-3296	16	11	5210-00-280-0777	36	4
5310-00-045-3296	17	3	5325-00-281-1557	18	16
5310-00-045-3256	17	8	5325-00-281-1557	19	22
5310-00-045-3296	23	6	5325-00-282-8146	19	16
5310-00-045-3299	25	4	5935-00-283-3394	24	3
5310-00-045-3299	27	2	5325-00-290-6163	19	15
5310-00-045-3299	28	2	5310-00-407-5566	15	10
5310-00-045-3299	36	3	3610-00-410-8523	37	
5310-00-045-3299	18	9	4820-00-423-2099	12	14
5310-00-045-3299	27	2	5340-00-428-0087	27	5
5310-00-045-3299	28	2	5305-00-432-4163	12	6
5310-00-045-3299	36	3	5305-00-432-4163	12	18
5310-00-045-4007	18	9	5305-00-432-4163	13	8
5310-00-045-4007	19	8	5305-00-432-4163	33	1
5310-00-045-4007	22	10	5305-00-432-4163	35	1
5310-00-045-4007	25	12	5305-00-432-4163	36	5
5310-00-045-5206	38	3	5305-00-432-4163	39	1
5305-00-045-4553	19	19	5935-00-439-0266	25	14
5320-00-066-2528	29	14	5305-00-455-0315	5	2
5305-00-068-0502	12	1	5975-00-419-0330	29	1
5305-00-071-2234	1	5	4130-00-482-6914	17	6
5305-00-071-2241	4	3	4120-00-482-6915	17	11
5340-00-078-7029	6	8	4730-00-494-1333	29	4
5340-00-078-7029	9	8	4130-00-494-1423	29	10
5310-00-080-6004	5	5	6110-00-501-4668	18	5
5310-00-081-4219	15	12	5S35-00-502-1915	22	12
5930-00-082-0762	23	16	5915-00-519-9060	29	3
5310-00-082-1404	18	10	5310-00-543-2410	25	8
5310-00-087-4652	13	4	5340-00-543-4394	19	5
6150-00-111-2679	15	15	5930-00-548-9771	19	2
4520-00-111-5231	21	13	5310-00-550-1130	10	3
5340-00-112-1383	11	3	5935-00-552-3041	19	14
5340-00-112-1383	11	7	5310-00-559-0070	19	4
5340-00-112-1383	11	11			
5340-00-112-1383	11	15	5310-00-582-5965	1	4
5340-00-112-1383	11	19	5310-00-582-5965	2	4
5340-00-112-1383	11	23	5310-00-582-5965	4	2
5340-00-112-1383	11	27	531-00-582-5965	12	1A
5340-00-112-1383	11	31	5310-00-582-5965	30	2
5340-00-112-1383	11	35	5310-00-582-5965	31	3
5340-00-112-1383	11	39	5330-00-58-0892	29	2
6150-00-113-0748	19	12	5330-00-588-0892	29	9
5340-00-113-1603	16	4	5310-00-59--7691	1	2
5940-00-113-8179	24	5	5975-00-610-5875	43	4
3610-00-124-0568	10	1	5320-00-631-5325	12	5
8110-00-132-9640	12	2	5320-00-631-5325	31	1
5940-00-143-4774	24	4	5320-00-631-5325	36	1
5975-00-152-1075	29	8	5320-00-631-5325	39	7
6250-00-168-0466	41	4	7110-00-634-8596	9	10
6250-00-168-0469	41	3	5935-00-646-6664	25	9
4730-00-189-2739	26	2	5310-00-655-6534	16	1
4730-00-189-2739	28	6	515-00-682-0561	42	1
4730-00-189-2739	28	11	4120-00-689-5255	17	5
4730-00-189-2741	27	11	5340-00-691-0956	11	4
4730-00-189-2742	26	10	5340-00-691-0556	11	8
4730-00-189-2742	27	7	5340-00-691-0956	11	12
4710-00-203-3172	26	5	5340-00-691-0956	11	16
4710-00-203-3172	26	1	5340-00-691-0956	11	24
4710-00-203-3172	28	9	5340-00-691-0956	11	24
4110-00-203-3172	28	12	5340-00-691-0956	11	L
4710-00-203-3173	26	13	5340-00-691-U95	11	32
4710-00-203-3173	27	12	5340-00-691-0956	11	36
4710-00-203-3174	26	12	5340-00-691-0956	11	40
5310-00-203-9255	22	19	5305-00-710-4189	2	1
5310-00-208-9255	22	23	5340-00-754-0996	14	8
5310-00-208-9215	23	1	5305-00-754-4151	15	1
			5305-00-754-4451	21	1
5935-00-223-0572	19	13	5320-00-710-5111	21	10
5306-00-225-9089	15	11	5320-00-770-5565	19	26
5935-00-229-2422	38	5	5340-00-781-5804	15	7
5935-00-229-2423	37	1	5940-00-792-4182	18	15
5935-00-241-0243	24	2	5930-00-792-8243	19	23
4730-00-254-6449	28	8	5310-00-809-4058	1	6
4730-00-263-6412	26	8	5310-00-809-4058	4	4

SECTION IV

TM 10-3610-203-34P

NATIONAL STOCK NUMBER INDEX

STOCK NUMBER	FIG.	ITEM	STOCK NUMBER	FIG.	ITEM
5310-00-809-4058	10	5	5310-00-948-0755	9	2
5310-00-809-8544	14	7	4130-00-952-3119	26	3
5310-00-809-8544	15	2	4130-00-954-2638	27	6
5310-00-809-8544	21	2	5305-00-954-2728	14	5
5310-00-809-8544	22	4	5305-00-954-2728	21	7
5310-00-809-8544	28	3	5305-00-954-2728	22	5
5310-00-809-8546	18	4	530 5-00-954-2728	22	26
5310-00-809-8546	15	5	530S-00-954-8996	38	1
5310-00-809-8546	18	4	5320-00-951-3582	16	14
5310-00-809-8546	22	20	5320-00-957-3582	21	9
5310-00-809-8546	22	24	5945-00-957-4954	18	17
5310-00-809-8546	23	2	5305-00-958-0340	28	4
5340-00-812-2275	4	1	5305-00-958-4348	25	7
5340-00-812-2275	12	18			
5935-00-815-2466	37	3	5305-00-958-4354	25	11
5935-00-817-6546	38	7	5305-00-958-4358	25	3
5320-00 830-0157	5	7	5305-00-958-5246	22	17
5935-00-847-3964	25	13	5340-00-975-1440	15	3
4130-00-860-0042	20	5	5940-00-983-6050	19	11
5910-00-882-0556	19	21	5310-00-983-8483	19	9
6685-00-885-0640	19	20	5310-00-983-8463	22	11
5305-00-889-3000	18	11	5305-00-984-6191	18	1
5305-00-889-3000	19	10	5305-00-984-6193	19	3
5305-00-889-3000	22	13	5305-00-984-6193	21	11
5305-00-889-3001	18	13	5305-00-984-6193	22	14
5935-00-920-6828	43	7	5305-00-984-6193	23	13
5935-00-924-0061	37	2	5305-00-984-6194	22	3
5310-00-934-9734	25	6	5305-00-984-6195	18	6
5310-00-934-9747	18	8	5305-00-984-6195	36	1A
5310-00-934-9747	19	7	5310-00-984-6610	22	16
5310-00-934-9747	22	9	5305-00-984-7342	22	21
5310-00-934-9751	16	6	5305-00-984-7342	22	25
5310-00-934-9751	16	10	5305-00-984-7342	23	4
5310-00-934-9751	17	2	5305-00-984-7363	6	1
5310-00-934-9751	17	7	5305-00-984-7363	9	1
5310-00-934-9754	25	2	5535-00-985-0560	38	6
5310-00-934-9755	25	10	3610-00-987-8909	3	2
5310-00-934-9757	14	6	5305-00-989-7434	16	8
5310-00-934-9757	18	2	5305-00-989-7434	16	12
5310-00-934-9757	19	18	5305-00-989-7434	17	4
5310-00-934-9757	21	5	5305-00-989-7434	17	9
5310-00-934-9757	22	1	5305-00-989-7435	16	3
5310-00-934-9757	23	11	5305-00-993-L848	14	1
5310-00-934-9757	27	1	5305-00-993-84d	15	4
5310-00-934-9757	28	1	5305-00-993-1848	23	3
5310-00-934-9757	36	2	5310-00-997-1888	1	3
5310-00-934-9758	38	2	5310-00-997-1888	10	2
5940-00-937-5237	35		5310-00-997-1888	15	9
			2540-01-071-0160	5	1
5310-00-948-0755	6	2			

PART NUMBER	FSCM	FIG. NO.	ITEM NO.	PART NUMBER	FSCM	FIG. NO.	ITEM NO.
ASARCO	81348	9	10	EQ412-24	30086	40	4
ABC11AY 115V	77342	18	17	FS2	79725	41	2
AD41ABS	07707	21	10	F1578CW	2W445	41	1
AD42S	07707	16	14	G3000C	79725	43	5
AD42S	07707	21	9	G3010B	79725	44	12
AD53BS	90030	29	14	G3010B	79725	44	11
A120-4355	00494	4	6	HC101-0-I	65149	19	20
A5052	41947	26	2	HP6N	09922	15	3
A5157	41947	26	10	MD424BS	07707	19	26
A5157	41947	27	7	MD6380BS	07707	5	7
A6611	41947	27	6	M ILC551Lk4	81349i	18	7
A6775	79470	12	14	MILT55164	81349	6	6
A650	79470	12	23	MILW530	81J49	6	9
B-150	30086	40	1	MILW530	81349	5	0
BB125	03350	44	9	MILW530	81349	5	9
BB128	45681	26	7	MODEL65	25795	21	13
CA 37K F 104	81349	19	21	MS15795-907	96906	38	3
CR1050002	24443	18	5	MS21083N3	96906	1	8
DBFS	49367	29	1	MS21104010	96906	27	5
DB9	49367	29	3	MS21919-6	96906	14	8
EC-31410	03350	41		MS21919DG6	96906	19	5
EDD3-3-4	00732	21	8	MS24269-50	96906	32	2

SECTION IV. NATIONAL STOCK NUMBER AND PART NUMBER INDEX

PART NUMBER	FSCM	FIG. NO.	ITEM NO.	PART NUMBER	FSCM	FIG. NO.	ITEM NO.
MS24618-29	96906	15	1	MS35338-14	96906	5	4
MS24618-29	96906	21	1	MS35338-202	96906	2	7
MS25036-107	96906	24	5	MS35338-40	96906	25	8
MS25036-153	96906	24	4	MS35338-41	96906	18	9
MS27130S26	96906	15	6	MS35338-41	96906	19	8
MS27183-10	96906	1	6	MS35338-41	96906	22	10
MS27183-10	96906	4	4	MS35338-42	96906	25	12
MS27183-10	96906	10	5	MS35338-42	96906	18	3
MS27183-12	96906	15	12	MS35338-42	96906	21	6
MS27183-14	96906	5	5	MS35338-42	96906	22	2
MS27183-5	96906	19	9	MS35338-42	96906	23	12
MS27183-5	96906	22	11	MS35338-42	96906	25	4
MS27183-6	96906	18	10	MS35338-42	96906	27	2
MS27183-7	96906	14	7	MS35338-42	96906	28	2
MS27183-7	96906	15	2	MS35338-42	96906	36	3
MS27183-7	96906	21	2	MS35338-43	96906	2	8
MS27183-7	96906	22	4	MS35338-43	96906	16	7
MS27183-7	96906	28	3	MS35338-43	96906	16	11
MS27183-8	96906	14	2	MS35338-43	96906	17	3
MS27183-8	96906	15	5	MS35338-43	96906	17	8
MS27183-8	96906	18	4	MS35338-43	96906	23	6
MS27183-8	96906	22	20	MS35338-44	96906	1	4
MS27183-8	96906	22	24	MS35338-44	96906	2	4
MS27183-8	96906	23	2	MS35338-44	96906	4	2
MS3057-12A	96906	19	13	MS35338-44	96906	12	1A
MS3057-12B	96906	24	3	MS35338-44	96906	30	2
MS3100R20-15SC	96906	25	9	MS35338-44	96906	31	3
MS3100R22-20SC	96906	25	14	MS35338-45	96906	15	10
MS3100R24-10P	96906	25	13	MS35338-46	96906	13	5
MS3108B20-15P	96906	24	2	MS35338-47	96906	2	2
MS3108B20-22SC	96906	19	14	MS35358-100	96906	38	4
MS35190-238	96906	19	19	MS35489-13	96906	19	15
MS35190-255	96906	14	5	MS35489-17	96906	18	16
MS35190-255	96906	21	7	MS35495-17	96906	19	22
MS55190-255	96906	22	5	MS53495-35	96906	4	7
MS35190-255	96906	22	26	MS35649-202	96906	38	2
MS35190-289	96906	22	17	MS35649-2252	96906	1	3
MS35191-272	96906	6	1	MS35649-2252	96906	10	2
MS35191-272	96906	9	1	MS35649-2252	96906	15	9
MS35191-274	96906	22	21	MS35649-262	96906	18	8
MS35191-274	96906	22	25	MS35649-262	96906	19	7
MS35191-274	96906	23	4	MS35649-262	96906	22	9
MS35205-282	96906	10	4	MS35649-282	96906	14	6
MS53520-230	96906	18	11	MS35649-282	96906	18	2
MS35206-230	96906	19	10	MS35649-282	96906	19	18
MS35206-230	96906	22	13	MS35649-282	96906	21	5
MS35206-231	96906	18	13	MS35649-282	96906	22	1
MS35206-243	96906	18	1	MS35649-282	96906	23	11
MS35206-245	96906	19	3	MS35649-282	96906	27	1
MS35206-245	96906	21	11	MS35649-282	96906	28	1
MS35206-245	96906	23	13	MS35649-282	96906	36	2
MS35206-245	96906	27	3	MS35650-302	96906	16	6
MS35206-246	96906	22	3	MS35650-302	96906	16	10
MS35206-247	96906	18	6	MS35650-302	96906	17	2
MS35207-247	96906	36	1A	MS35650-302	96906	17	7
MS35207-217	96906	25	7	MS35650-342	96906	25	6
MS35207-230	96906	25	11	MS35650-362	96906	25	10
MS35207-243	96906	25	3	MS35650-382	56906	25	2
MS35207-247	96906	28	4	MS35783-1	96906	21	12
MS35207-263	96906	16	8	MS35822-10	96906	35	4
MS35207-263	96906	16	12	MS35872-3	96906	28	6
MS35207-263	96906	17	4	MS35872-3	96906	28	11
MS35207-263	96906	17	9	MS35929-5	96906	26	8
MS35207-264	96906	1	1	MS106B24-105	96906	15	14
MS35207-264	96906	16	3	MS51861-24	96906	12	6
MS35201-265	96906	14	1	MS51861-24	96906	12	18
MS35201-265	96906	15	4	MS51861-24	96906	13	8
MS35201-265	96906	23	3	MS51861-24	96906	33	1
MS35214-59	96906	38	1	MS51861-24	96906	35	1
M535301-367	96906	5	2	MS51861-24	96906	36	5
MS35333-105	96906	19	12A	MS51861-24	96906	39	1
MS35333-106	96906	16	2	MS51861-24	96906	32	5
MS355333-38	96906	19	4	MS51922-17	96906	13	4
MS35333-40	96906	13	3	MS51926-3	96906	6	8
MS35335-32	96906	1	2	MS51926-3	96906	5	3
				MS51926-3	96906	4	3
				MS51971-3	96906	4	3
				MS90725-10	96906	4	3
				M590725-12	96906	2	3
				MS90725-12	96906	31	2

SECTION IV. NATIONAL STOCK NUMBER AND PART NUMBER INDEX

PART NUMBER	FSCM	FIG. NO.	ITEM NO.	PART NUMBER	FSCM	FIG. NO.	ITEM NO.
MS90725-17	96906	1	5	43-1-3-0	94222	11	12
MSSC725-6	96906	12	1	43-1-3-0	S4222	11	16
MS90725-71	96906	13	2	43-1-3-0	94222	11	20
MSS0726-34	96906	15	11	43-1-3-0	94222	11	24
MSS0726-84	96906	2	1	43-1-3-0	94222	11	28
MTC427	75272	16	4	43-1-3-0	S4222	11	32
NN6	02751	18	12	43-1-3-0	94222	11	36
NW714J	04569	24	6	43-1-3-0	94222	11	40
PB08N4C1	81349	35	5	43-10-3-0	S4222	11	3
PES-5	03350	44	10	43-10-3-0	94222	11	7
PES-6	03550	39	3	43-10-3-0	94222	11	11
PPP-P-420	81348	12	2	43-10-3-0	94222	11	15
P1507	05415	28	10	43-10-3-0	94222	11	19
QP1-B015	30086	40	2	43-10-3-0	94222	11	23
QP3-B030	30086	40	3	43-10-3-0	94222	11	27
R180HASTMSBE41-42	82942	26	11	43-10-3-0	94222	11	31
S-25-8C	03481	31	4	43-10-3-0	S4222	11	35
SE46	61957	71	16	43-10-3-0	94222	11	39
SLXR06	16258	3	3	48X6B	79410	12	16
SP-145	03350	39	5	4906	84027	10	1
SU-150	30086	40	5	511-101800-50	18L19	16	1
				5252	74545	43	2
S10B80	03481	6	2	5262	59130	29	2
S10B80	03481	9	2	5262	59130	29	9
S25-331	03481	2	5	5415K26	39428	4	8
TC154-0-4	05624	19	23	5706005-1	81902	23	15
TYPE86	7S725	20	1	5706005-2	81902	23	10
T12845	65586	16	5	5106006-1	81902	23	7
T51LW	16159	3	2	5706009-501	81902	22	27
WWT775	81348	26	5	5706010-501	81902	22	18
WWT775	81346	26	12	5706011	81902	22	8
WW1775	81348	26	13	5706012	81902	23	14
WWT775	81348	27	12	5706013	81902	22	15
WWT775	81348	28	7	5706014	81902	22	6
WWT775	81348	28	9	5706021-1	81902	19	17
ZZMWB1016	49361	38	5	5706022-1	81902	17	5
ZZMWB1516	49367	37	1	5706022-2	81902	17	6
ZZMW2016-2050	49367	37	3	5706022-3	81902	17	10
ZZMW2116	49367	38	7	5706022-4	81902	17	11
ZZML16-23P	49367	38	6	5706044	81902	22	7
ZZM16-23S	49367	37	2	5706101-501	81902	27	10
I/O	01976	33	2	5706102-501	81902	28	5
10WEBTXB	09523	29	4	5706103	81902	27	8
11T21	81439	23	16	5716104-501	81902	26	1
11240409-19	17773	26	3	5706105	81902	28	12
1300	90800	12	8	51J6107-501	81902	26	6
141	59730	29	8	5700167-1	81902	29	13
1785	19557	32	6	5706167-2	81902	29	11
1940-4	24446	37	4	5706167-3	81902	29	7
200	03350	32	3	5706167-4	81902	29	5
21-40410-16	94222	15	7	571170-1	81902	29	12
21-40910-16	94222	4	1	5706170-2	81902	29	6
21-40910-16	94222	12	18	5706176-1	81902	27	4
21K25C	79725	41	4	5106176-2	81902	27	9
2100	03350	44	1	5706118	81S02	21	14
2111	03350	44	3	5715B	04009	15	15
2115	03350	44	2	5737	04009	43	1
21217F8	79725	41	3	6-1-5853-11	81337	12	11
2141	79725	42	2	6-1-5853-12	81337	12	20
3000B	03350	44	5	6-1-5863-14	81337	13	10
3000B	79725	43	4	6-1-5863-15	81337	13	11
30000	03350	44	6	6-1-5853-16	81337	12	19
3001B	79725	43	3	6-1-5853-2	81337	13	7
3010B	03350	43	8	6-1-5853-3	81337	13	6
3017	03350	44	7	6-1-5853-4	8E317	20	3
3046B	03350	43	1	6-1-5853-5	61337	20	4
3086	03350	44	8	6-1-5853-6	61331	20	0
31	14557	36	4	6-1-5853-9	E1337	13	9
3105	76785	6	5	6-1-5854	81331	13	L
3105	76785	9	5	6-1-5855	81337	12	3
340A	19557	32	1	6-1-5855-7	81337	12	4
38-104-03-13	94222	34	1	6-1-5858-10	81337	12	7
38-104-05-13	94222	12	5	6-1-5659	81337	36	
38-104-05-13	94222	31	1	6-1-5859-1	81337	36	7
38-104-05-13	94222	36	1	6-1-5869	81337	5	1
38-104-05-13	94222	39	7	6-1-5869-4	81331	5	10
41x4	79740	12	22	6-1-5869-5	81337	5	9
41X6	79410	12	15	6-1-5869-6	81337	5	8
43-1-3-0	94222	11	4	6-1-5877-1	81337	6	4
43-1-3-0	94222	11	8	6-1-5877-1	81337	9	4

SECTION IV. NATIONAL STOCK NUMBER AND PART NUMBER INDEX

PART NUMBER	FSCM	FIG. NO.	ITEM NO.	PART NUMBER	FSCM	FIG. NO.	ITEM NO.
6-1-5877-3	81337	9	7	61-394	42689	11	38
6-1-5881	81337	37		611-3/8X3/8X3/8	12168	12	12
6-15884-4	81337	13	3	651x4	79470	12	21
6-1-5885	81337	34	2	662R1	16786	6	3
6-1-5886-1	81337	4	5	662R1	16786	9	3
6-1-5886-10	81337	2	9	668-3-10FR	18177	5	6
6-1-5887	81337	11		68-016-214TYPEF	42689	11	43
6-1-5887-13	81337	11	1	68-016-24TYPEF	42689	7	4
6-1-5887-13	81337	11	5	68-016-24TYPEF	42689	8	4
6-1-5887-13	81337	11	9	68-080-12	42689	7	3
6-1-5887-13	81337	11	13	68-080-12	42689	8	3
6-1-5887-14	81337	11	17	68-080-12	42689	11	42
6-1-5887-15	81337	11	21	68-090	42689	1	2
6-1-5887-16	81337	11	25	68-090	42689	8	2
6-1-5887-17	81337	11	33	68-090	42689	11	41
6-1-5887-17	81337	11	37	68F-3/8	30327	12	9
6-1-5887-18	81337	11	29	707-3	12168	12	11
6-1-5887-2	81337	6	7	707-3-5X3/8	12168	12	10
6-1-5888-1	81337	39	6	72171-1-2	99816	43	6
6-1-5888-10	81337	44		7454261P5	24446	21	11
6-1-5888-11	81337	44		7474	74545	22	12
6-1-5888-12	81337	32	7	75440A	00742	28	8
6-1-5888-2	81337	32	4	7703413	81902	25	15
6-1-5888-3	81337	39	4	7703415	81902	25	5
6-1-5888-30	81337	35	6	7173428-1	81902	19	12
6-1-5888-4	81337	44		7705200	81902	23	5
6-1-5888-5	81337	35	3	7705201	81902	23	9
6-1-8888-6	81337	35	2	7705202-501	81902	23	8
6-1-5888-7	81337	44		7705203-501	81902	22	22
6-1-5888-8	81337	39	2	7705207-501	81902	17	12
6-1-5888-9	81337	44	1	7705207-502	81902	16	9
6-1-5890	81337	7	1	7705207-502	81902	11	1
6-1-5891	81337	8	1	7705207-503	81902	16	13
6-1-5893-11	81337	30	4	7705207-503	81902	17	1
6-1-5893-2	81347	10	6	7705214-501	81902	19	
6-1-5893-3	81337	2	6	7715234-1	81902	21	4
6-1-5893-4	81337	1	7	7705234-2	81902	21	3
6-1-5893-5	81337	1	9	7705235-501	81902	15	13
6-1-5853-6	81337	2	10	7705241-501	81902	25	1
6-1-5853-7	81337	2	11	1705361	81902	14	9
6-1-5853-8	81337	31	5	170336-1	81902	29	15
6TXB	45681	26	4	7705363-501	81902	29	
6WEBTX8	09523	21	10	770.364-501	81902	24	1
600A9	75382	19	11	1710365-501	81902	14	4
601-7	75382	18	14	7705365-502	81902	14	3
602-6	15382	18	15	7705368-2	81902	26	9
607-3/8X3/8	18168	12	13	79NM02	72962	22	19
61-289-3	42689	11		79NM02	72962	22	23
61-289-3	42689	11		79NM02	72962	23	1
61-289-3	42689	11					
61-289-3	42689	11		79NTE040	72962	22	16
61-289-3	42689	11		80156-584	04009	19	1
61-289-3	42689	11		82278SD	04009	19	2
61-289-3	42689	11		8367	83330	19	6
61-289-3	42689	11		8703443-1	81902	19	27
61-289-3	42689	11		8703443-2	81902	19	25
61-289-3	42689	11		8703443-501	81902	15	8
				8703443-501	81902	19	24
61-294	42689	11	2	8703446-501	81902	21	15
61-394	42689	11	6	8703455-501	81902	18	18
61-394	42689	11	10	8703459-501	81902	18	
61-394	42689	11	14	8703460-501	81902	21	
61-394	42689	11	18	8703479-501	81902	16	
61-394	42689	11	22	8703577	81902	14	
61-394	42689	11	26	97071	14545	42	1
61-394	42689	11	33	9815	14545	42	3
61-394	42689	11	34				

SECTION IV

TM 10-3610-203-34P

NATIONAL STOCK NUMBER INDEX

STOCK NUMBER	FIG.	ITEM	STOCK NUMBER	FIG.	ITEM
5310-00-004-5033	13	5	5305-00-265-4454	4	7
5310-00-010-3327	5	4	5340-00-297-6645	6	5
5305-00-071-2234	30	1		9	5
5305-00-071-2239	2	3	6250-00-299-2884	41	2
	31	2	5305-00-432-4163	20	2
4720-00-112-6243	13	11	5305-00-432-4251	32	5
4510-00-113-0739	12	0	5340-00-616-4660	6	3
5925-00-124-5015	40	3		9	3
6240-00-152-2982	41	1	5935-00-660-3825	43	2
5310-00-209-0965	2	2	5925-00-850-4536	40	2
8305-00-263-2477	6	6	5310-00-902-6676	1	8
	6	9	6350-00-961-7758	32	1
	9	6	5305-00-989-7435	1	1
	9	9	5310-00-997-1888	30	3

PART NUMBER	FSCM	FIG. NO.	ITEM NO.	PART NUMBER	FSCM	FIG. NO.	ITEM NO.
MS35649-2252	96906	30	3	026-07407	66935	20	5
MS51861-24	96906	20	2	3001B	03350	44	4
MS90725-17	96906	30	1	6-1-5859-2	81337	36	6

By Order of the Secretary of the Army:

E. C. MEYER
General, United States Army
Official: Chief of Staff

J. C. PENNINGTON
Major General, United States Army
The Adjutant General

DISTRIBUTION:

To be distributed in accordance with DA Form 12-25A, Direct and General Support Maintenance requirements for Printing and Reproduction: Platemaker and Copier.

The Metric System and Equivalents

Linear Measure

1 centimeter = 10 millimeters = .39 inch
 1 decimeter = 10 centimeters = 3.94 inches
 1 meter = 10 decimeters = 39.37 inches
 1 dekameter = 10 meters = 32.8 feet
 1 hectometer = 10 dekameters = 328.08 feet
 1 kilometer = 10 hectometers = 3,280.8 feet

Weights

1 centigram = 10 milligrams = .15 grain
 1 decigram = 10 centigrams = 1.54 grains
 1 gram = 10 decigrams = .035 ounce
 1 dekagram = 10 grams = .35 ounce
 1 hectogram = 10 dekagrams = 3.52 ounces
 1 kilogram = 10 hectograms = 2.2 pounds
 1 quintal = 100 kilograms = 220.46 pounds
 1 metric ton = 10 quintals = 1.1 short tons

Liquid Measure

1 centiliter = 10 milliliters = .34 fl. ounce
 1 deciliter = 10 centiliters = 3.38 fl. ounces
 1 liter = 10 deciliters = 33.81 fl. ounces
 1 dekaliter = 10 liters = 2.64 gallons
 1 hectoliter = 10 dekaliters = 26.42 gallons
 1 kiloliter = 10 hectoliters = 264.18 gallons

Square Measure

1 sq. centimeter = 100 sq. millimeters = .155 sq. inch
 1 sq. decimeter = 100 sq. centimeters = 15.5 sq. inches
 1 sq. meter (centare) = 100 sq. decimeters = 10.76 sq. feet
 1 sq. dekameter (are) = 100 sq. meters = 1,076.4 sq. feet
 1 sq. hectometer (hectare) = 100 sq. dekameters = 2.47 acres
 1 sq. kilometer = 100 sq. hectometers = .386 sq. mile

Cubic Measure

1 cu. centimeter = 1000 cu. millimeters = .06 cu. inch
 1 cu. decimeter = 1000 cu. centimeters = 61.02 cu. inches
 1 cu. meter = 1000 cu. decimeters = 35.31 cu. feet

Approximate Conversion Factors

<i>To change</i>	<i>To</i>	<i>Multiply by</i>	<i>To change</i>	<i>To</i>	<i>Multiply by</i>
inches	centimeters	2.540	ounce-inches	newton-meters	.007062
feet	meters	.305	centimeters	inches	.394
yards	meters	.914	meters	feet	3.280
miles	kilometers	1.609	meters	yards	1.094
square inches	square centimeters	6.451	kilometers	miles	.621
square feet	square meters	.093	square centimeters	square inches	.155
square yards	square meters	.836	square meters	square feet	10.764
square miles	square kilometers	2.590	square meters	square yards	1.196
acres	square hectometers	.405	square kilometers	square miles	.386
cubic feet	cubic meters	.028	square hectometers	acres	2.471
cubic yards	cubic meters	.765	cubic meters	cubic feet	35.315
fluid ounces	milliliters	29.573	cubic meters	cubic yards	1.308
pints	liters	.473	milliliters	fluid ounces	.034
quarts	liters	.946	liters	pints	2.113
gallons	liters	3.785	liters	quarts	1.057
ounces	grams	28.349	liters	gallons	.264
pounds	kilograms	.454	grams	ounces	.035
short tons	metric tons	.907	kilograms	pounds	2.205
pound-feet	newton-meters	1.356	metric tons	short tons	1.102
pound-inches	newton-meters	.11296			

Temperature (Exact)

°F	Fahrenheit temperature	5/9 (after subtracting 32)	Celsius temperature	°C
----	---------------------------	-------------------------------	------------------------	----

RECOMMENDED CHANGES TO EQUIPMENT TECHNICAL PUBLICATIONS



THEN... JOT DOWN THE DOPE ABOUT IT ON THIS FORM, CAREFULLY TEAR IT OUT, FOLD IT AND DROP IT IN THE MAIL!

SOMETHING WRONG WITH THIS PUBLICATION?

FROM: (PRINT YOUR UNIT'S COMPLETE ADDRESS)

DATE SENT

PUBLICATION NUMBER

PUBLICATION DATE

PUBLICATION TITLE

BE EXACT... PIN-POINT WHERE IT IS

IN THIS SPACE TELL WHAT IS WRONG AND WHAT SHOULD BE DONE ABOUT IT:

PAGE NO.

PARA-GRAPH

FIGURE NO.

TABLE NO.

TEAR ALONG PERFORATED LINE

PRINTED NAME, GRADE OR TITLE, AND TELEPHONE NUMBER

SIGN HERE:

DA FORM 2028-2
1 JUL 79

PREVIOUS EDITIONS ARE OBSOLETE.

P.S.—IF YOUR OUTFIT WANTS TO KNOW ABOUT YOUR RECOMMENDATION MAKE A CARBON COPY OF THIS AND GIVE IT TO YOUR HEADQUARTERS.

